

2J8750BGFb

CELLULAR/LTE, 2× 2.4/5.0 GHz ISM MIMO and GNSS Screw Mount

Key Features

Cable 1: CELLULAR / LTE

- 698-960 MHz
- 1710-2170 MHz
- 2500-2700 MHz

Cable 2-3: 2.4/5.0 GHz ISM

- 2410-2490 MHz
- 4920-5925 MHz

Cable 4: GPS/GLONASS/QZSS/Galileo

- 1575-1606 MHz

Screw Mount

Anti-Rotation Mechanism

Ground Plane Dependent

Customizable Cable and Connector

Dimensions: 102 x 63 x 63 mm

Certificates: IP67 after mounted,
IP69 after mounted, IK09



1. Antenna Description

2J8750BGFb “The Mako Series”

The Next Generation 4-in-1 Antenna Reaching Global Connectivity With Excellence

The Cellular/LTE, 2x 2.4/5.0 GHz ISM and GNSS Screw Mount Antenna (2J8750BGFb) is a 4-in-1 'Shark Fin', high-performance antenna ideal for powerful global connection on the move. The 2J8750BGFb outperforms any competitor by offering 4G, LTE, 2G, 3G, 2x WiFi, Bluetooth-BT, ZigBee, GPS, QZSS, Galileo and GLONASS standards. The 2J8750BGFb is highly reliable while maintaining constant global connectivity across a multitude of terrains. This makes it ideal for tracking/mapping devices, automobile navigation, commercial transportation, M2M and worldwide voice/data communications.

The Cellular/LTE (Cable 1) is designed within 4G LTE, 3G and 2G standards. Designed with an omni-directional radiation pattern and operates within 698MHz-960MHz, 1710MHz-2170MHz and 2500MHz-2700MHz frequencies. The 2J8750BGFb is tuned and calibrated to improve signal strength and allow for uninterrupted connectivity, better signal quality, and reliability while providing increased long- and short-range cellular data and video bandwidth throughput.

The 2.4/5.0 GHz ISM (Cable 2 and 3) Antennas are ideal for WiFi, Bluetooth-BT, ZigBee and ISM standards. The 2J8750BGFb WIFI antennas operate within 2410MHz-2490MHz and 4920MHz-5925MHz frequencies. Designed for reliable M2M connection ideal for low power WiFi, Bluetooth-BT, smart home and commercial devices.

The GPS/GLONASS Antenna (Cable 4) is designed for reliable navigational connectivity within GPS, QZSS, Galileo and GLONASS standards. With a hemispherical radiation pattern, the 2J8750BGFb navigation antenna operates within 1575.42MHz and 1598MHz-1606MHz frequencies. This high-quality antenna offers access to multiple satellites improving accuracy, redundancy and availability uninterrupted ideal for global automotive navigation/geolocation while moving through busy urban areas where obstructions pose a threat to connectivity and signal degradation.

Installation / Environmental

For external applications, the production material used is ASA, protecting the antenna from temperatures between -40C and +80C. With a shark fin design and anti-rotation mechanism, this screw mount antenna is easy to install with maximum durability. All three cables on the 2J8750BGFb antenna have a SMA-Male standard connector, 300cm standard cable length and are fully customizable by offering additional connector types, cable lengths and cable types. 2J8750BGFb is RoHS compliant with complete IP67 and IP69 after mounted and IK09 certification.

Typical applications

- Automotive connectivity
- Multimedia
- Navigation and telematics systems
- V2V and V2X applications
- Fleet management
- HD video and audio streaming
- Emergency communication

Compatibility Standards

LTE Cables

- CAT 1 2 3 4 5 6 7 8 9 10 11 12
- NB-IoT, LTE-NB1, CAT-M1, CAT-M2
- WCDMA, UMTS, HSPA, EDGE GRPS, GSM, CDMA

2.4/5.0 Cables

- WiFi, Bluetooth, BLE, ISM
- DSRC, V2V, V2X
- Sigfox, LoRa, ZigBee, RPMA, LPWAN

GPS/GLO Cable

- GPS, GLONASS
- Galileo, QZSS, L1, E1

2. Antenna and electrical specifications

Cable 1

Parameters	CELLULAR / LTE Antenna		
Standards	2G,3G and 4G		
Band (MHz)	700/850/900	1700/1800/1900/2100	2600
Frequency (MHz)	698-960	1710-2170	2500-2700
Return Loss (dB)	~-10.9	~-11.2	~-17.9
VSWR	~2.0:1	~1.8:1	~1.3:1
Efficiency (%)	~50.9	~38.6	~42.0
Peak Gain (dBi)	~-1.2	~-1.2	~-2.4
Average Gain (dB)	~-3.6	~-5.2	~-3.8
Impedance (Ohm)	50		
Polarisation	Linear		
Radiation Pattern	Omni-Directional		
Max. Input Power (W)	25		
Connector Type	SMA-Male Standard (Other Connectors Available)		
Cable Length	300 cm Standard (Any Cable Length Available)		
Cable Type	D302 Standard (Other Cables Available)		

Cable 2

Parameters	2.4/5.0 GHz ISM Antenna	
Standards	WiFi, BT, ZigBee, ISM	
Band (MHz)	2.4 GHz	5.0 GHz
Frequency (MHz)	2410-2490	4920-5925
Return Loss (dB)	~-21.7	~-11.2
VSWR	~1.2:1	~1.9:1
Efficiency (%)	~38.9	~20.8
Peak Gain (dBi)	~-1.7	~-1.1
Average Gain (dB)	~-4.6	~-8.7
Impedance (Ohm)	50	
Polarisation	Linear	
Radiation Pattern	Omni-Directional	
Max. Input Power (W)	25	
Connector Type	RP-SMA-Male Standard (Other Connectors Available)	
Cable Length	300 cm Standard (Any Cable Length Available)	
Cable Type	D100 Standard (Other Cables Available)	

Antenna Measurement Conditions:

Mounted on 30 x 30 cm Ground Plane

DACAR302 200 cm Cable Length

Measured in Certified CTIA 3D Anechoic Chamber

Cable 3

Parameters	2.4/5.0 GHz ISM Antenna	
Standards	WiFi, BT, ZigBee, ISM	
Band (MHz)	2.4 GHz	5.0 GHz
Frequency (MHz)	2410-2490	4920-5925
Return Loss (dB)	~-19.9	~-18.1
VSWR	~1.3:1	~1.4:1
Efficiency (%)	~35.1	~22.0
Peak Gain (dBi)	~1.5	~1.1
Average Gain (dB)	~-4.6	~-9.0
Impedance (Ohm)	50	
Polarisation	Linear	
Radiation Pattern	Omni-Directional	
Max. Input Power (W)	25	
Connector Type	RP-SMA-Male Standard (Other Connectors Available)	
Cable Length	300 cm Standard (Any Cable Length Available)	
Cable Type	D100 Standard (Other Cables Available)	

Cable 4

Parameters	GPS/GLONASS Antenna	
Standard	GPS/QZSS/Galileo	GLONASS
Band (MHz)	1575	1602
Frequency (MHz)	1575.42	1598-1606
Patch Size (mm)	18 x 18 x 4	
Return Loss (dB)	<=-15.0 dB	
VSWR	<=1.4:1 dB	
Impedance	50	
Radiation Pattern	Hemispherical	
Polarization	RHCP	
Saw Filter	Pre-filter	
Active Gain (dB)	28 @ 2.7 V	
Noise Figure (dB)	1.5 Typ	
Voltage (V)	1.5 - 3.6	
Current (mA)	9 Typ	
Power Consumption (mW)	24.3 Typ	
ESD Protection (kV)	2kV	
Connector Type	SMA-Male Standard (Other Connectors Available)	
Cable Length	300 cm Standard (Any Cable Length Available)	
Cable Type	D100 Standard (Other Cables Available)	

Antenna Measurement Conditions:

Mounted on 30 x 30 cm Metal Plate

D302 200 cm Cable Length for LTE

D100 200cm Cable Length for 2.4/5.0GHz

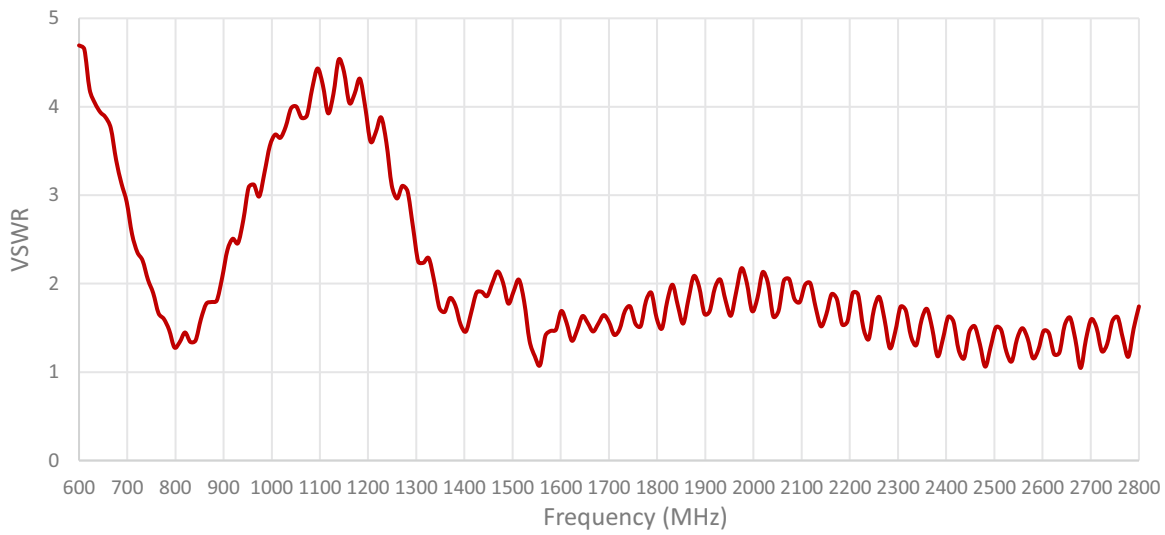
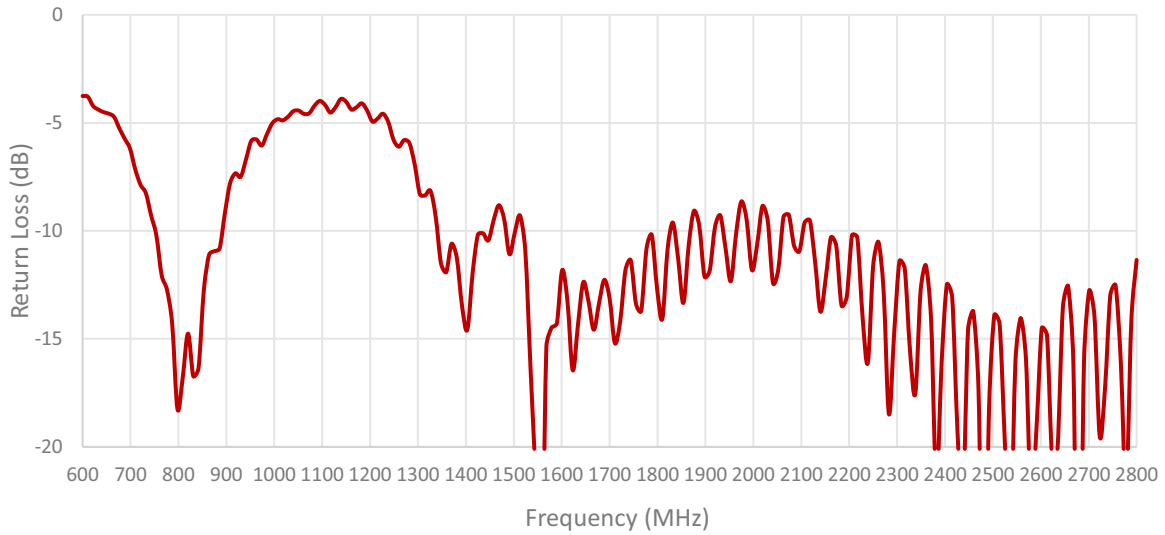
Measured in Certified CTIA 3D Anechoic Chamber

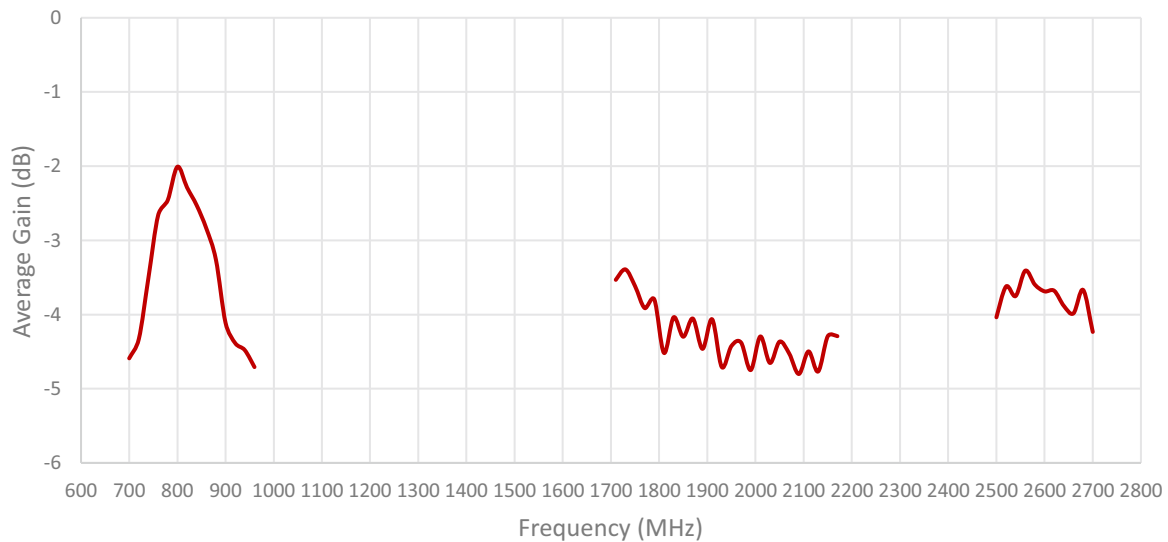
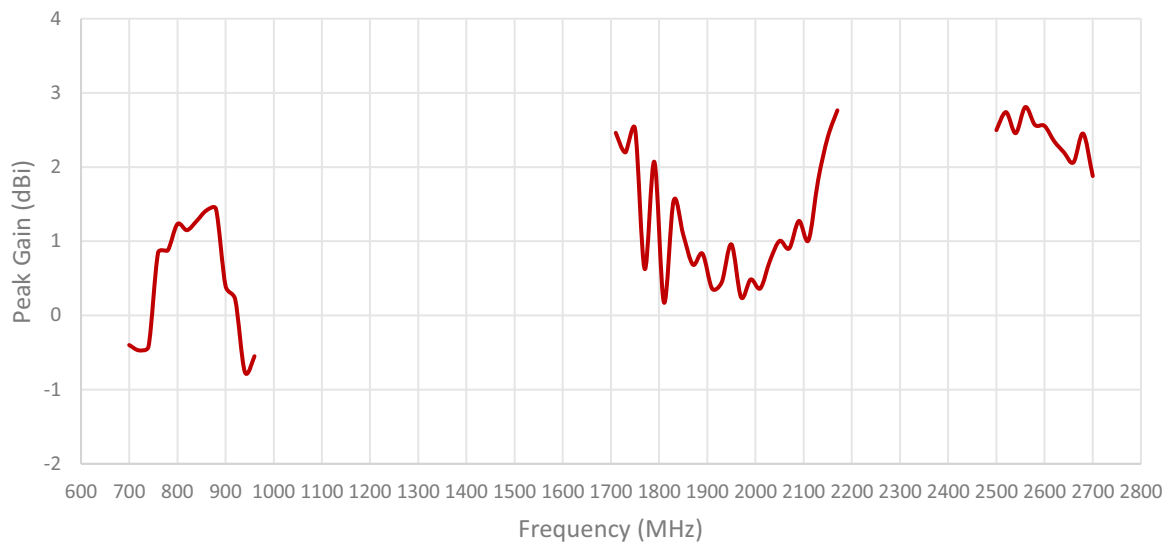
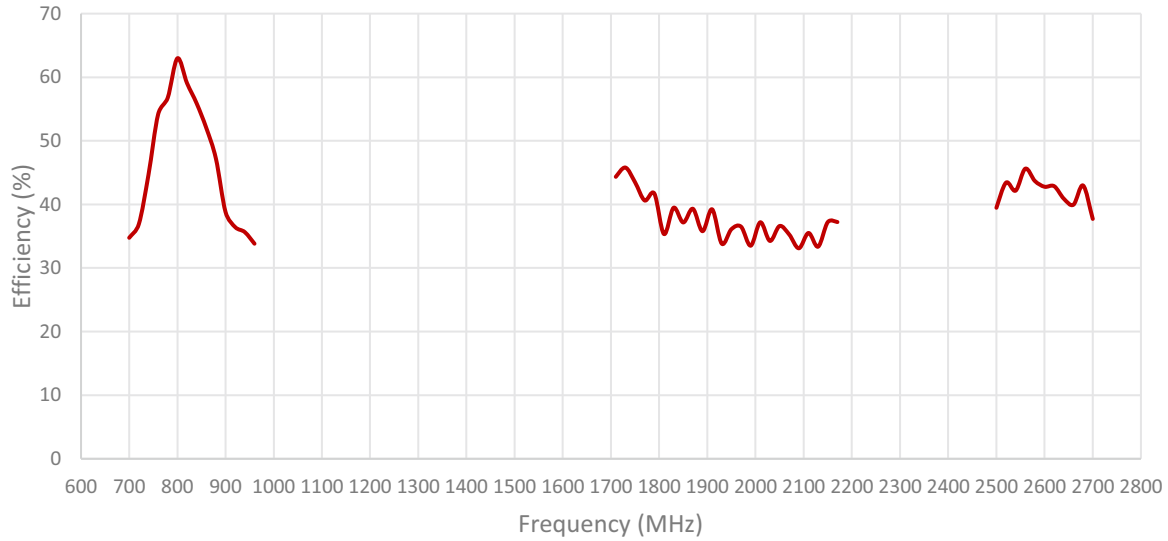
3. Mechanical and environmental specifications

Specifications	2J8750BGFb
Mounting Type	Screw Mount
Dimensions (mm)	102 x 63 x 63
Rec. Tighten Torque (Nm)	6 Nm
Radome Type	ASA
Radome Color	Black
Antenna Base	Zamak
Gasket	TPE
Operating Temperature (C)	-40 to +85
Storage Temperature (C)	-40 to +85
Substance Compliance	RoHS
Certificates	IP67 after mounted, IP69 after mounted, IK09

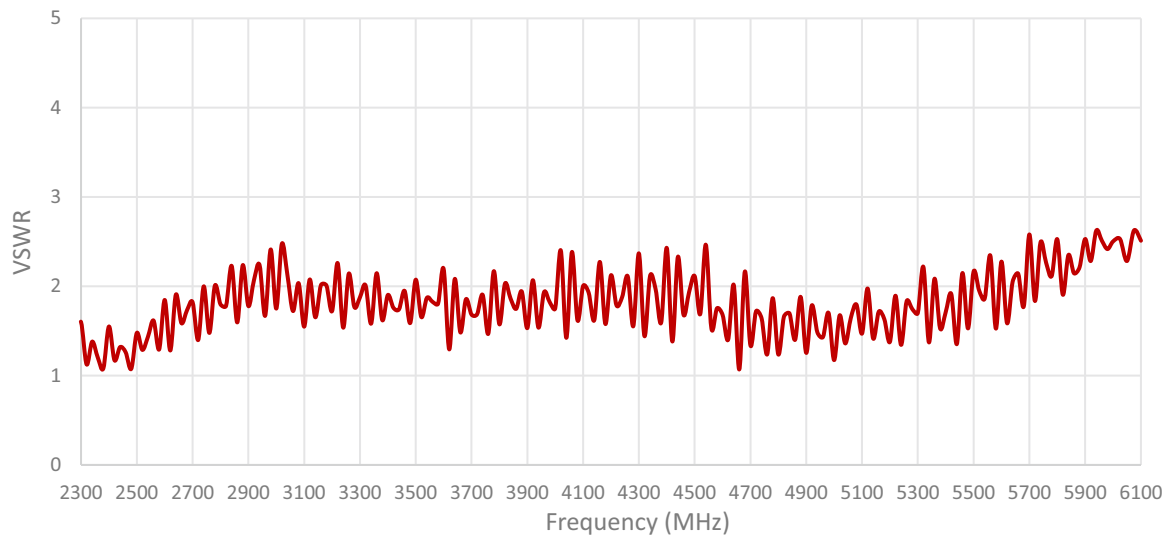
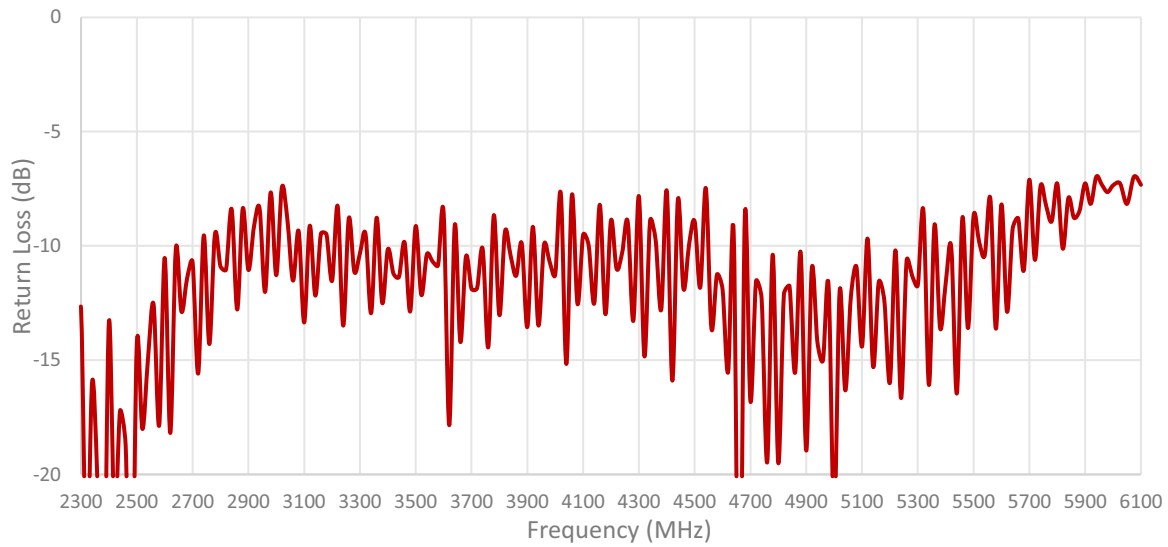
4. Antenna parameters

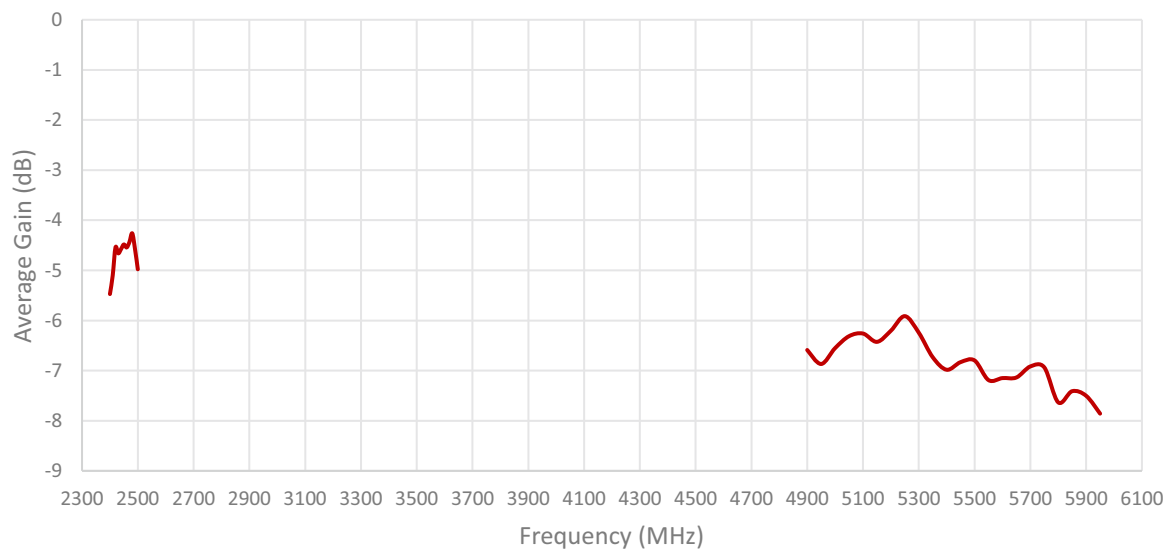
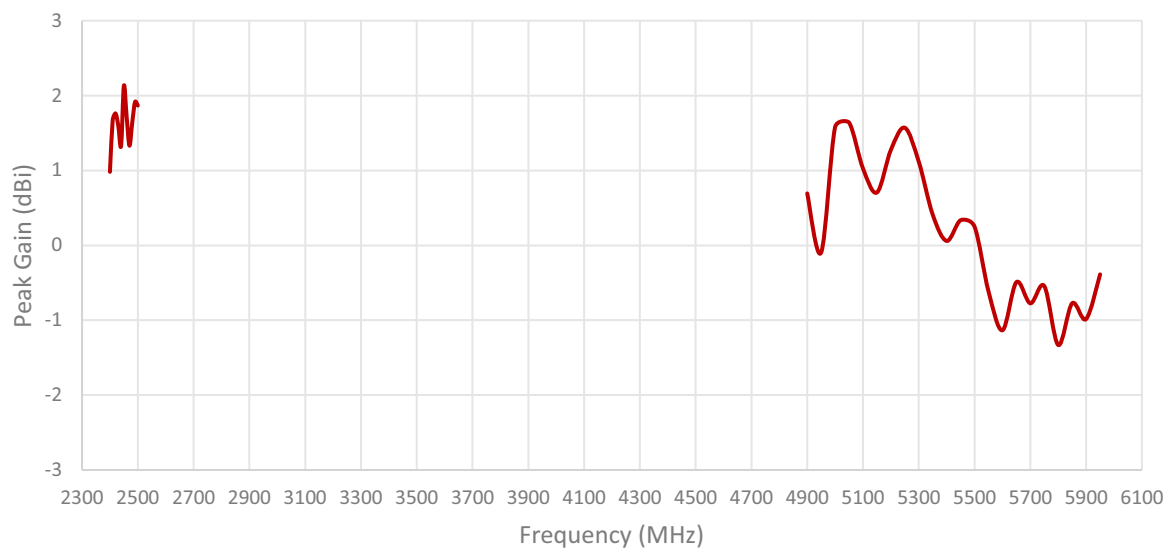
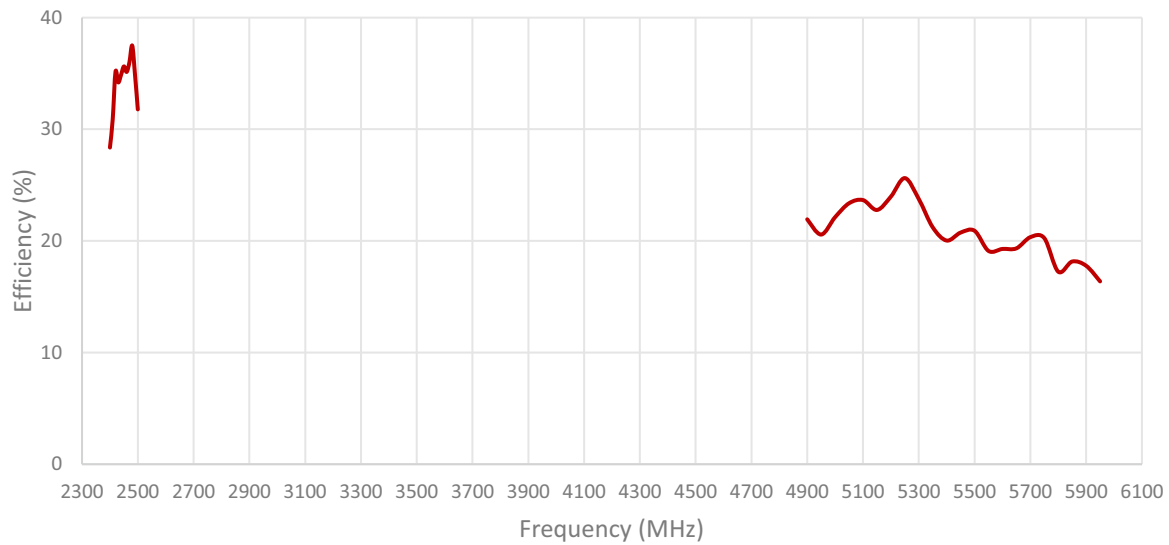
Table 1: CELLULAR/LTE



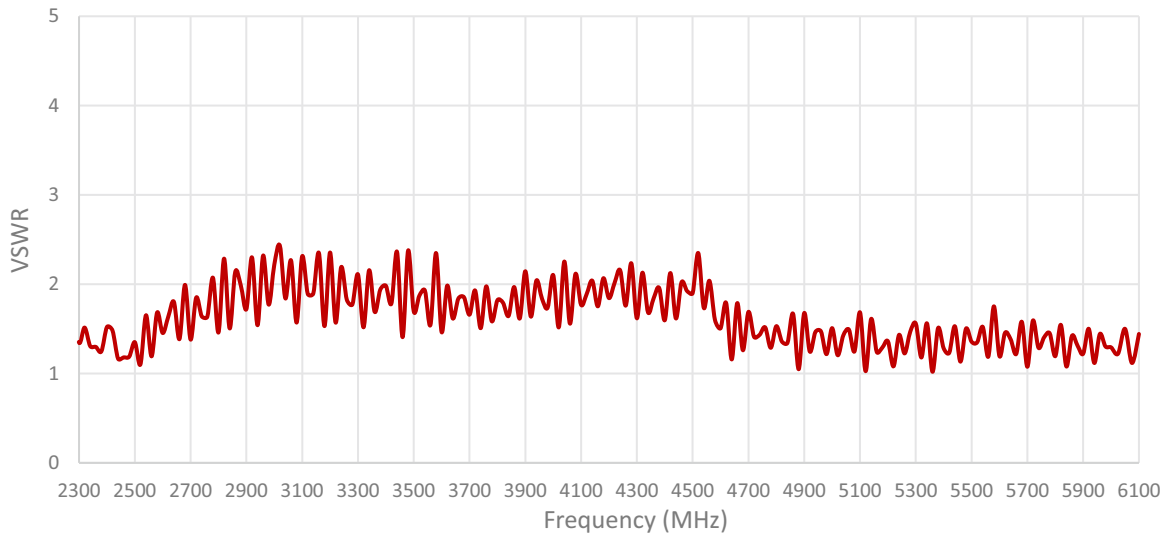
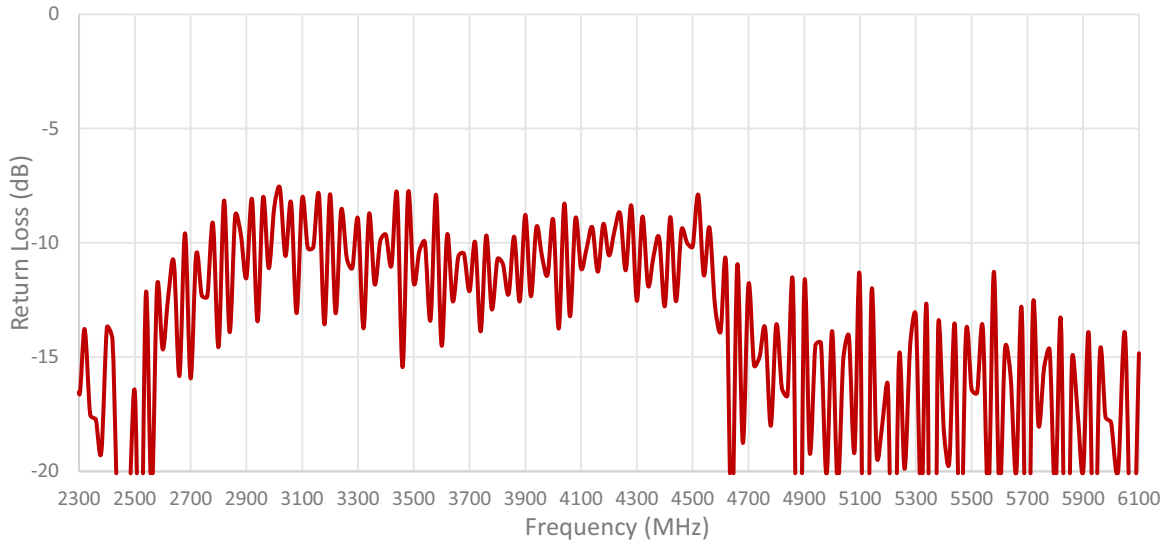


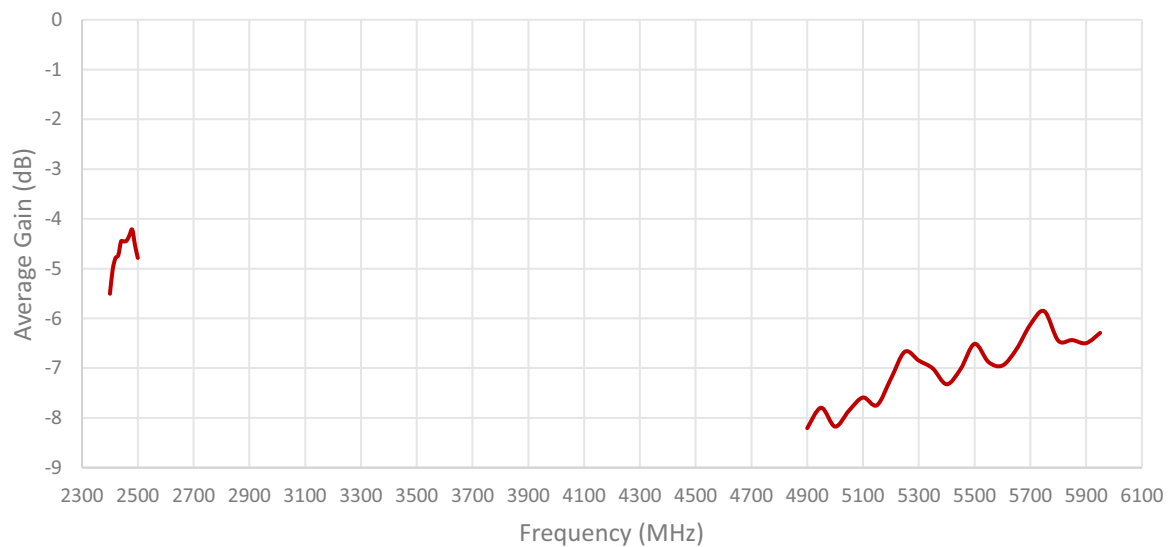
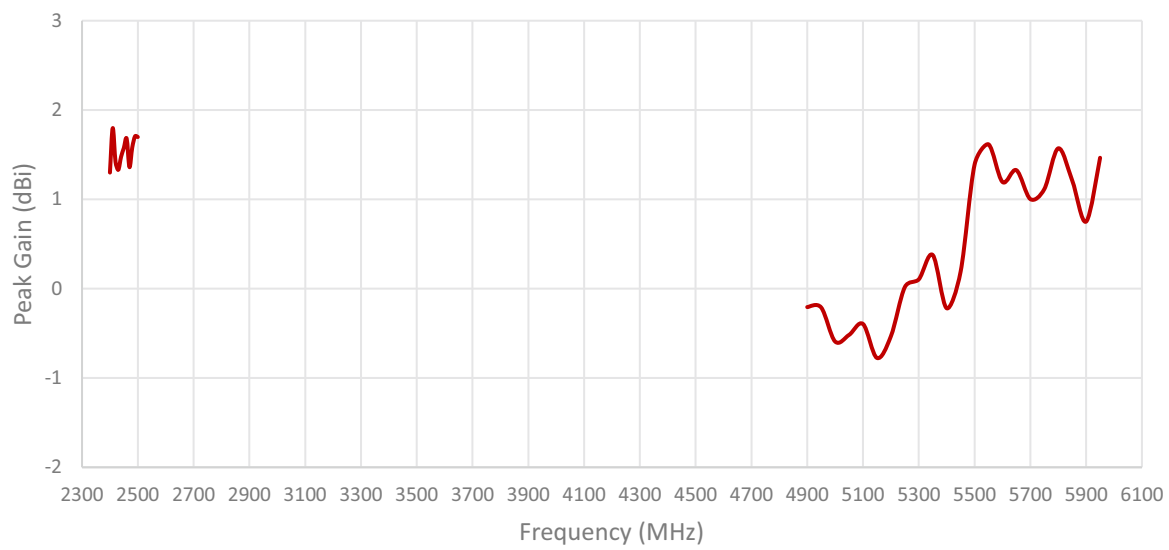
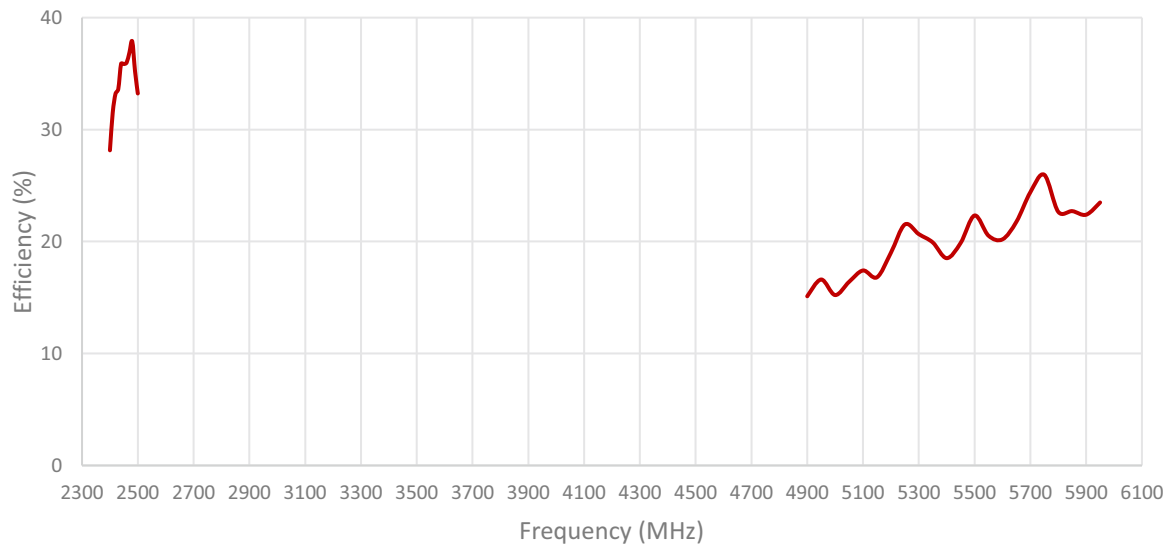
Cable 2: 2.4/5.0 GHz ISM



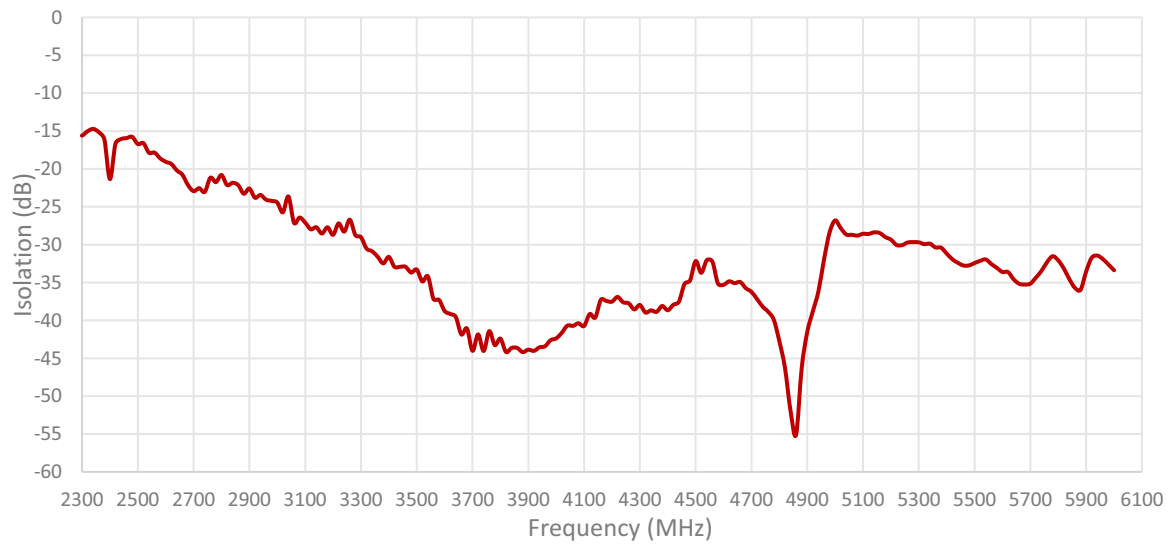


Cable 3: 2.4/5.0 GHz ISM

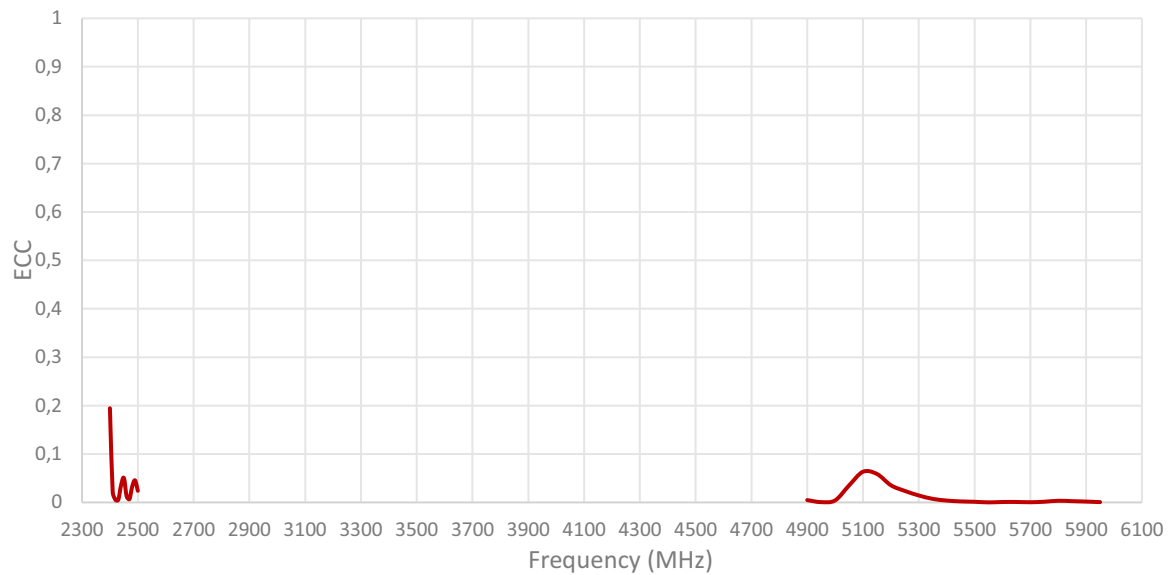


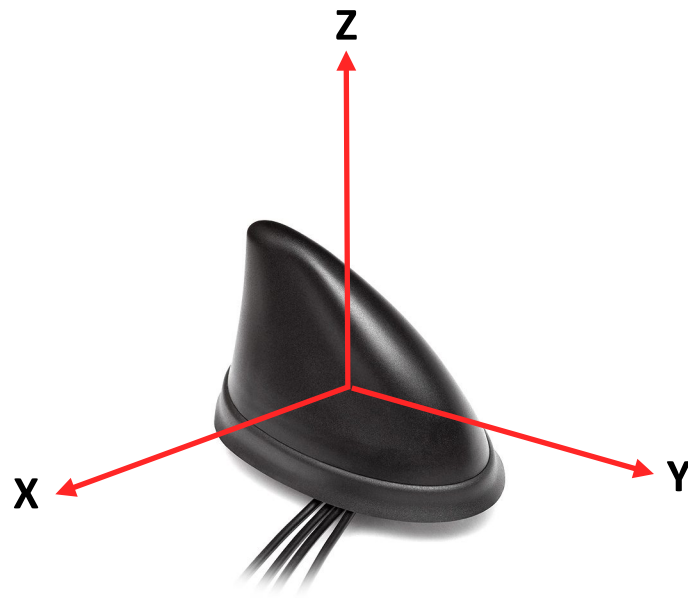


ISOLATION FOR CABLE 2 AND CABLE 3



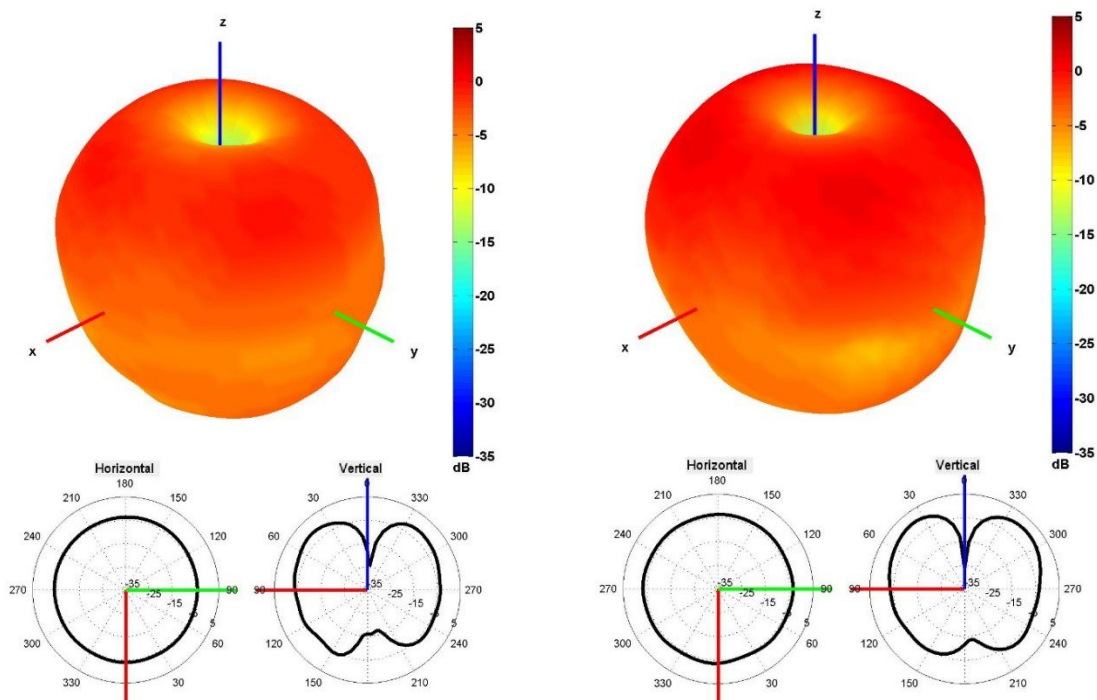
ENVELOPE CORRELATION COEFFICIENT FOR CABLES 2 AND 3



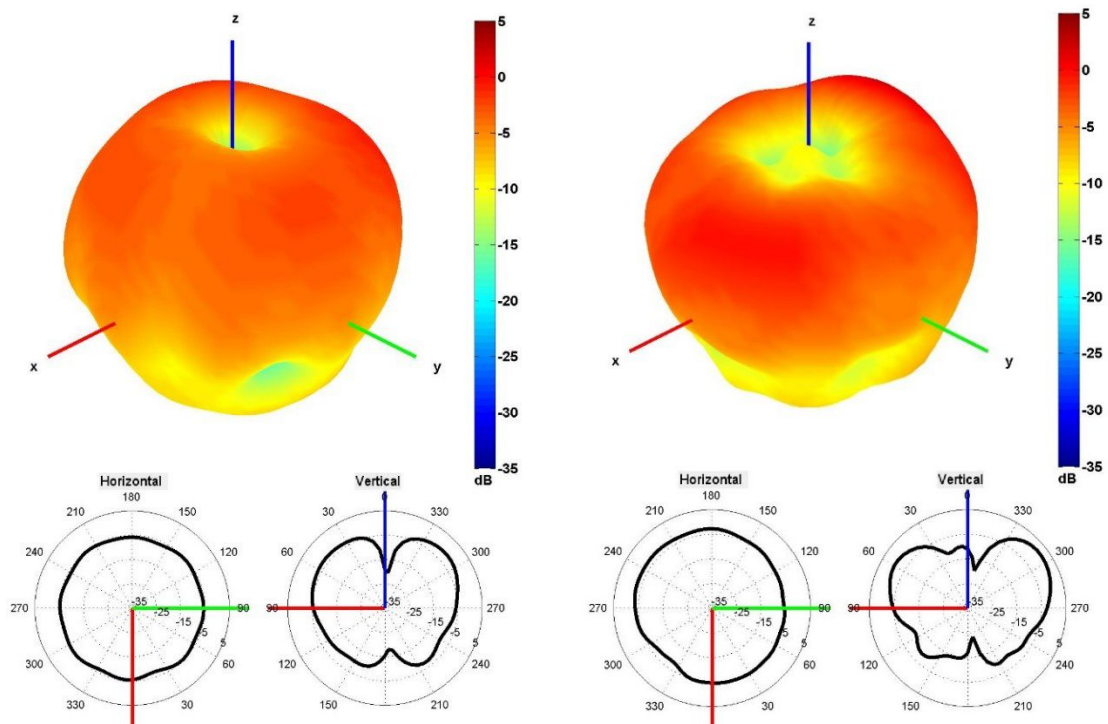


Radiation pattern reference

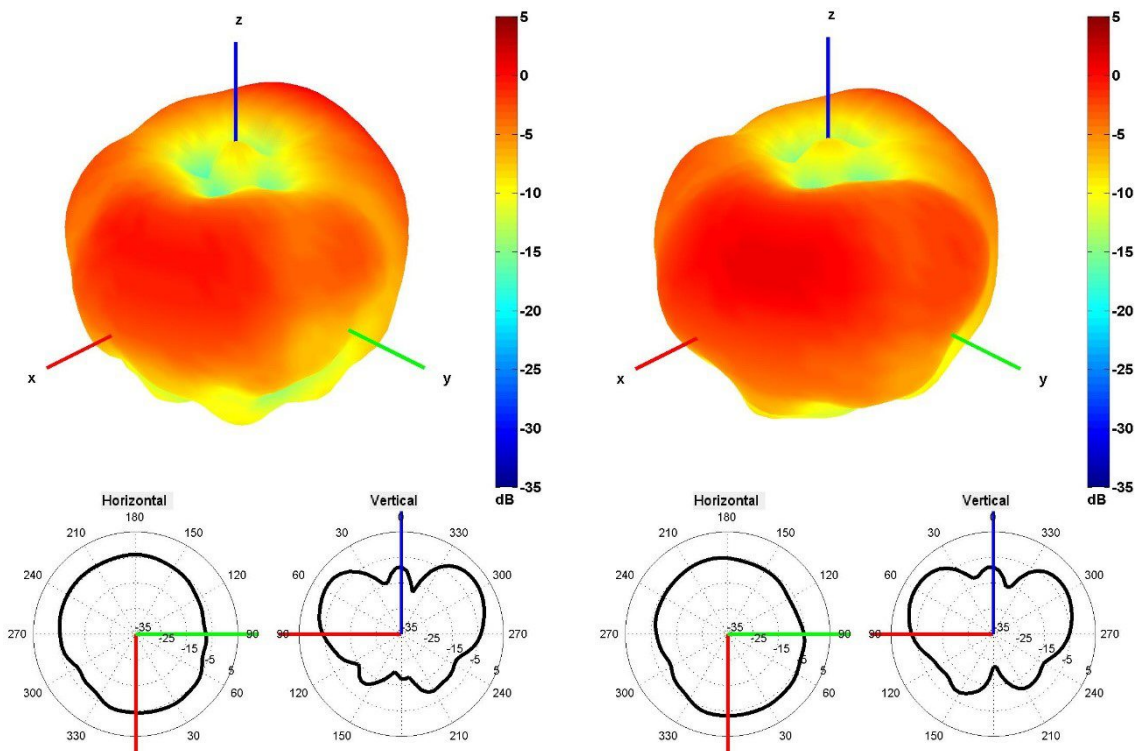
Table 1: CELLULAR/LTE



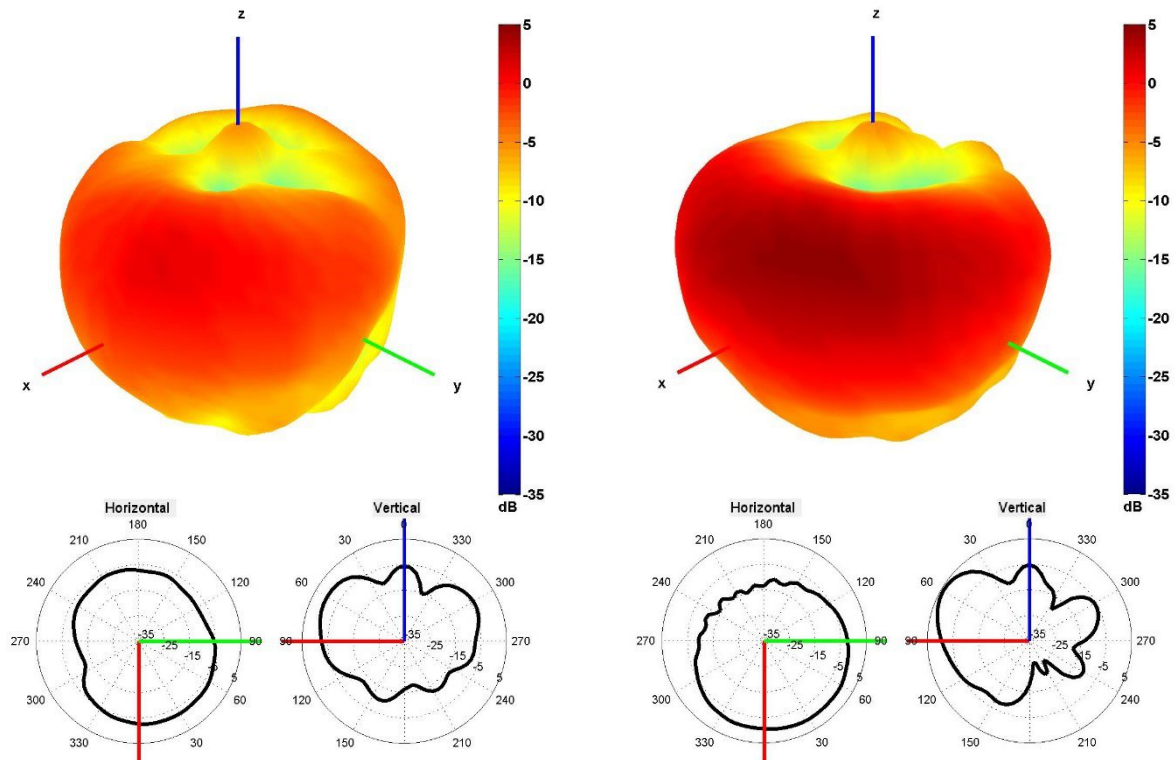
750 and 850 MHz Radiation pattern



940 and 1750 MHz Radiation pattern

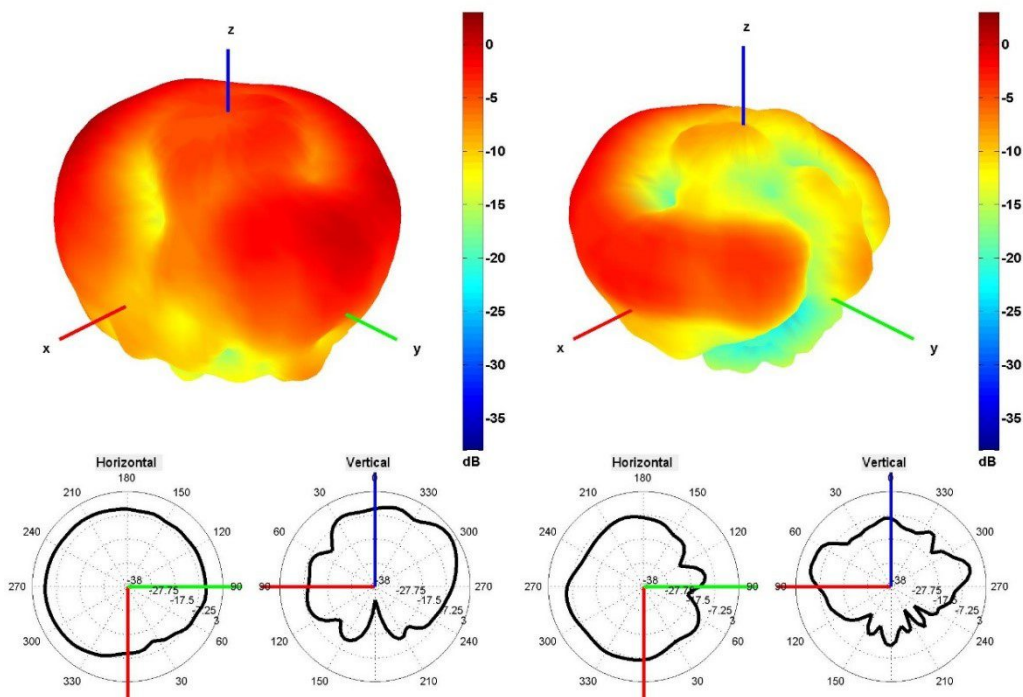


1850 and 1950 MHz Radiation pattern



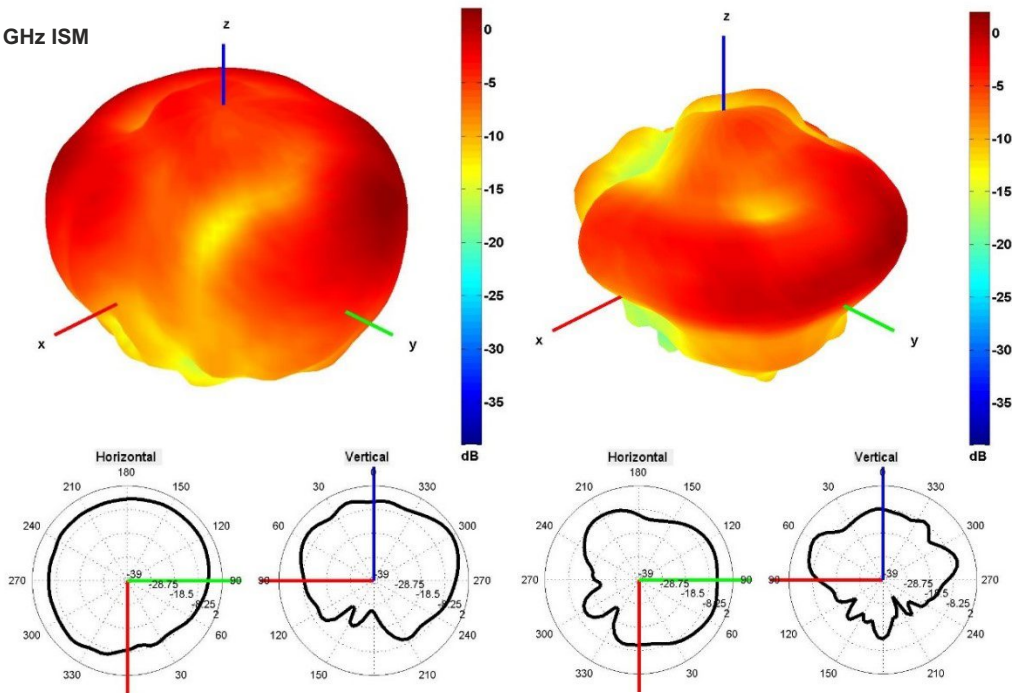
2100 and 2600 MHz Radiation pattern

Cable 2: 2.4/5.0 GHz ISM



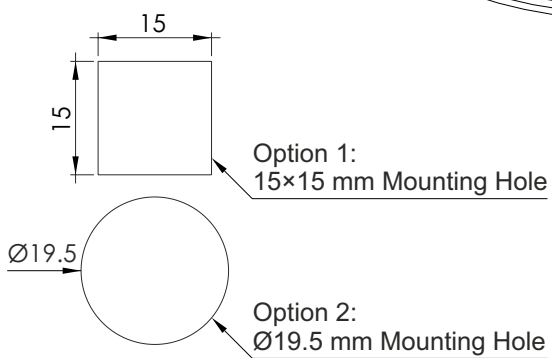
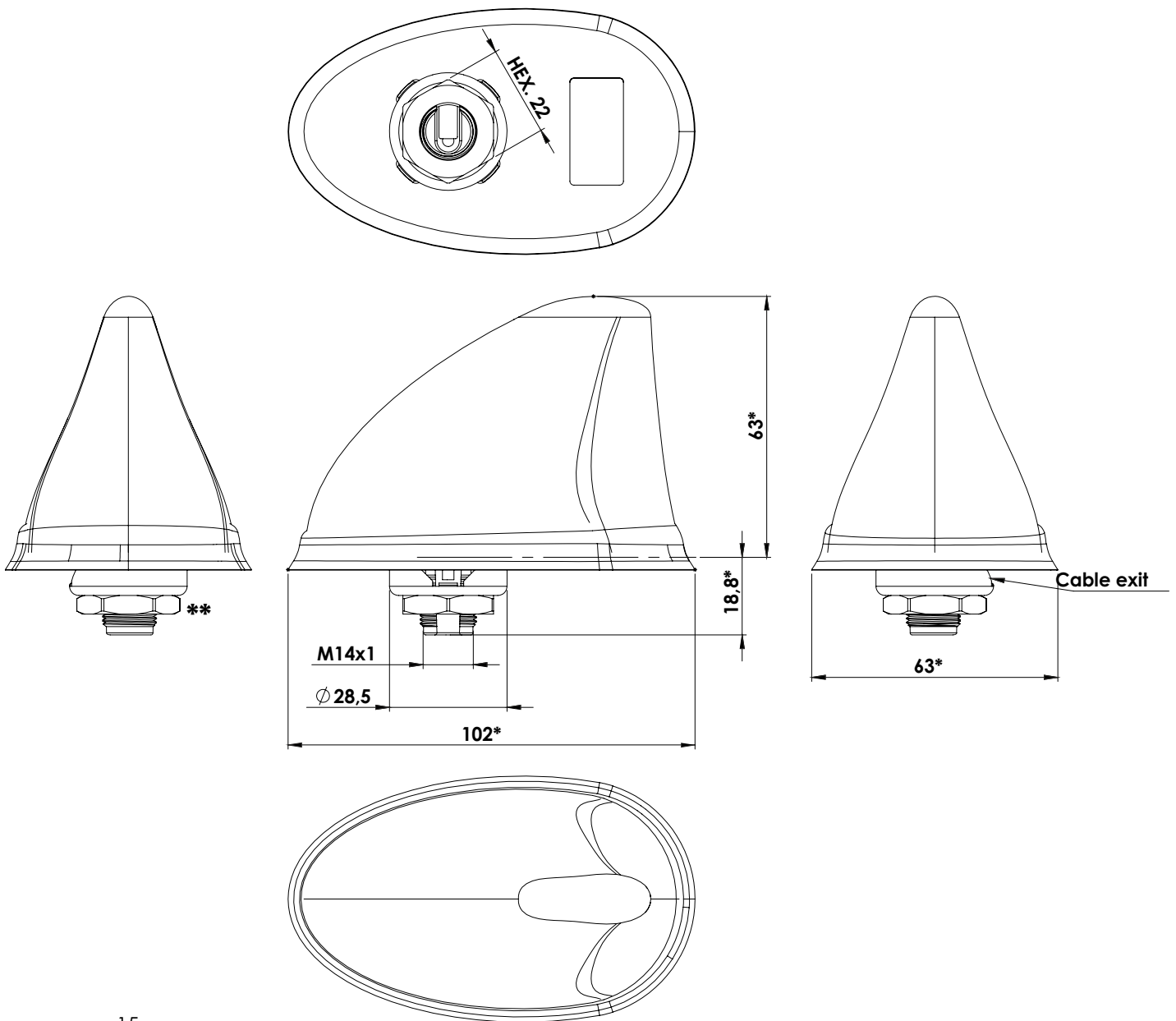
2450 and 5500 MHz Radiation pattern

Cable 3: 2.4/5.0 GHz ISM



2450 and 5500 MHz Radiation pattern

5. Antenna drawings



Note: Dimensions are in millimeters
 *Dimensions are after mounting
 **Rec. Torque= 6 Nm

6. Antenna Images

