

2J6639BGF-868

868 MHz ISM and GPS/GLONASS Screw Mount

Key Features

Cable 1: 868 MHz ISM

- 863-870 MHz

Cable 2: GPS/GLONASS

- 1575-1606 MHz

Screw Mount

Anti-Rotation Mechanism

Low Profile

High Gain

Ground Plane Dependent

Customizable Cable and Connector

Dimensions $\varnothing 77.3 \times 15$ mm

Certificates: IP67, IP69



1. Antenna and electrical specifications

Cable 1

Parameters	868 MHz ISM Antenna
Standards	ZigBee, ISM, SIGFOX, LoRa
Band (MHz)	868 MHz
Frequency (MHz)	863-870
Return Loss (dB)	~-14.7
VSWR	~1.5:1
Efficiency (%)	~51.7
Peak Gain (dBi)	~3.2
Average Gain (dB)	~-2.9
Impedance (Ohm)	50
Polarisation	Linear
Radiation Pattern	Omni-Directional
Max. Input Power (W)	25
Connector Type	SMA-Male Standard (Other connectors available)
Cable Length	200 cm (Customizable length available)
Cable Type	D302 (Other cable type available)

Cable 2

Parameters	GPS/GLONASS Antenna	
Standard	GPS/QZSS/Galileo	GLONASS
Band (MHz)	1575	1602
Frequency(MHz)	1575.42	1598-1606
Patch Size (mm)	25 x 25 x 4	
Return Loss (dB)	<=-15.0 dB	
VSWR	<=1.4:1 dB	
Impedance	50	
Radiation Pattern	Hemispherical	
Polarization	RHCP	
Saw Filter	Pre-filter	
Active Gain (dB)	28 @ 2.7 V	
Noise Figure (dB)	1.5 Typ	
Voltage (V)	1.5 - 3.6	
Current (mA)	9 Typ	
Power Consumption (mW)	24.3 Typ	
ESD Protection (kV)	2kV	
Connector Type	SMA-Male Standard (Other Connectors Available)	
Cable Length	200 cm Standard (Any Cable Length Available)	
Cable Type	LL100 Standard (Other Cables Available)	

Antenna Measurement Conditions:

Mounted on 30 x 30 x 0.25 cm Metal Plate

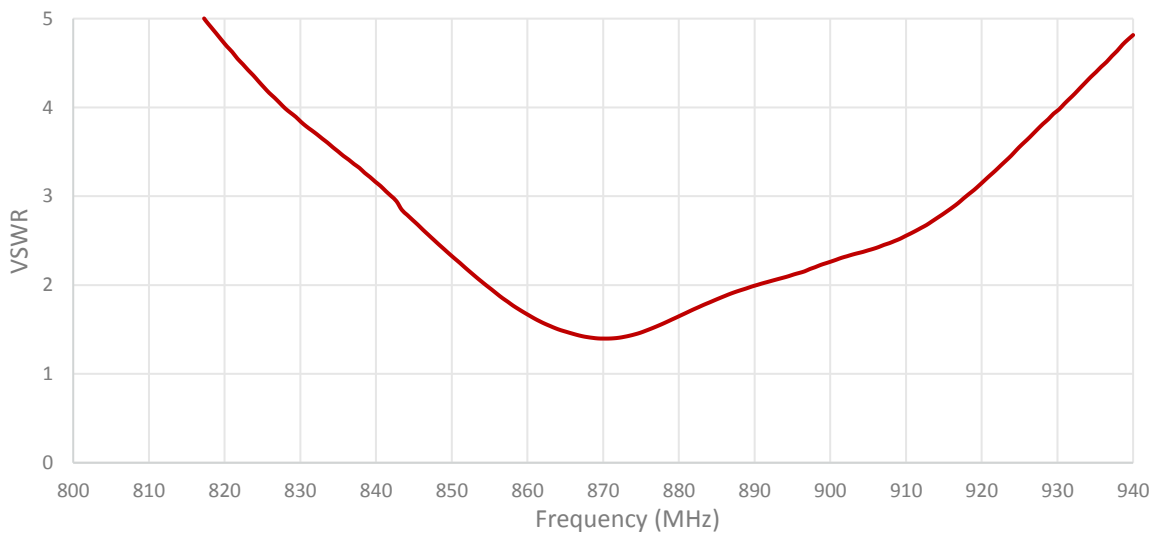
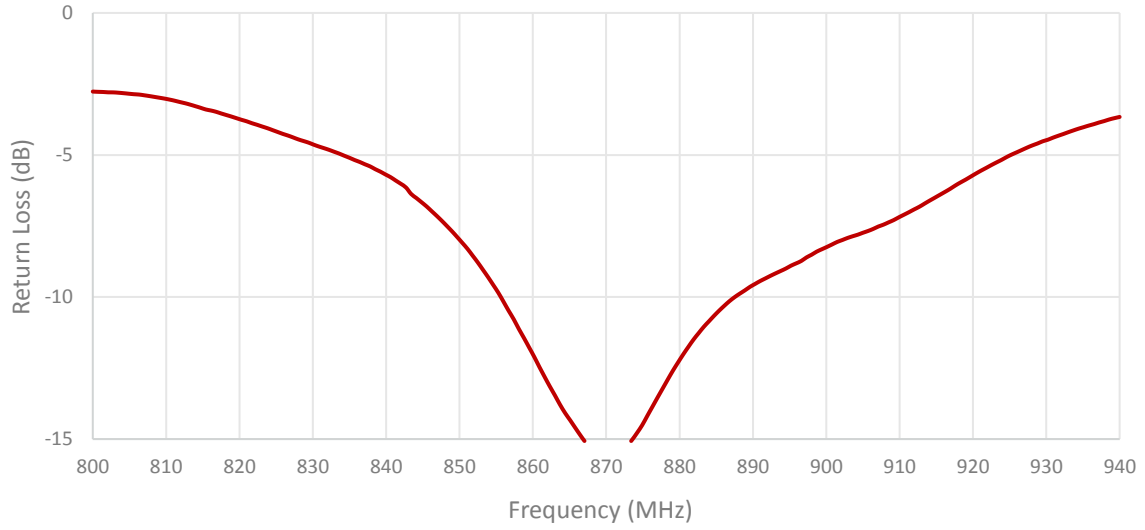
200 cm D302 Cable

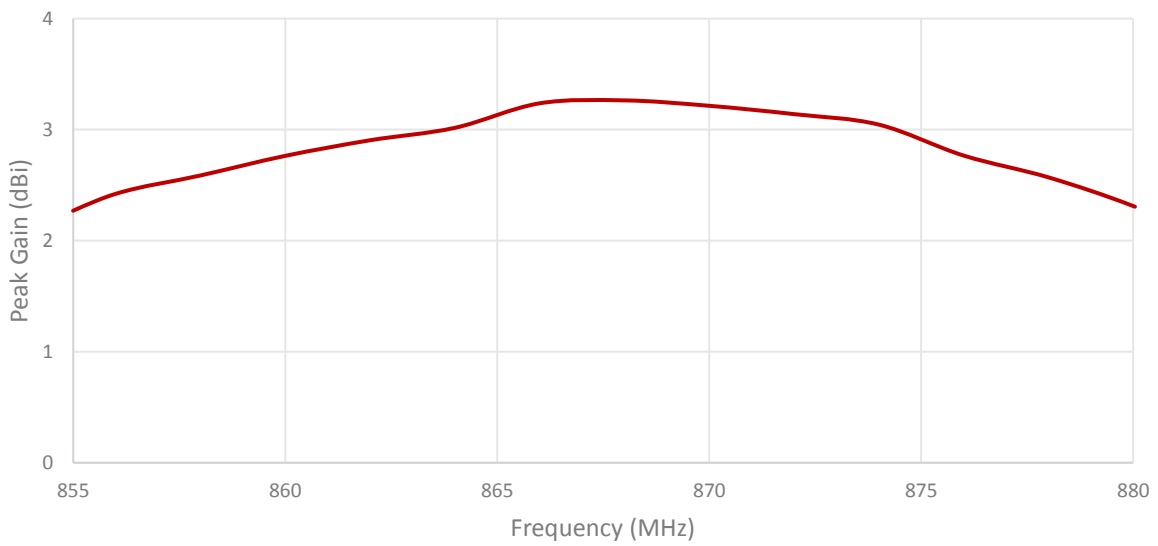
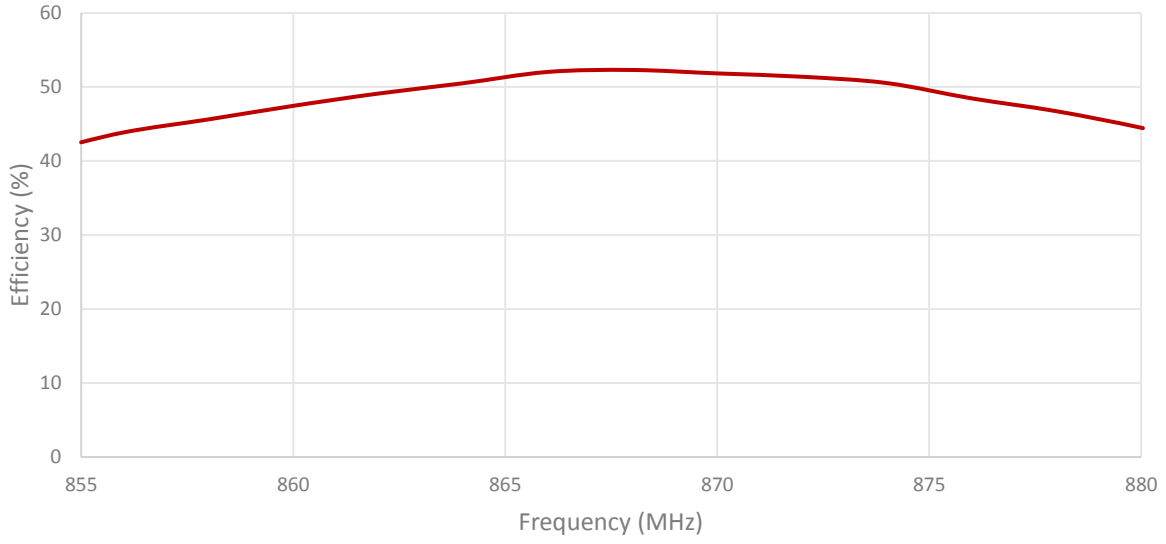
Measured in Certified CTIA 3D Anechoic Chamber

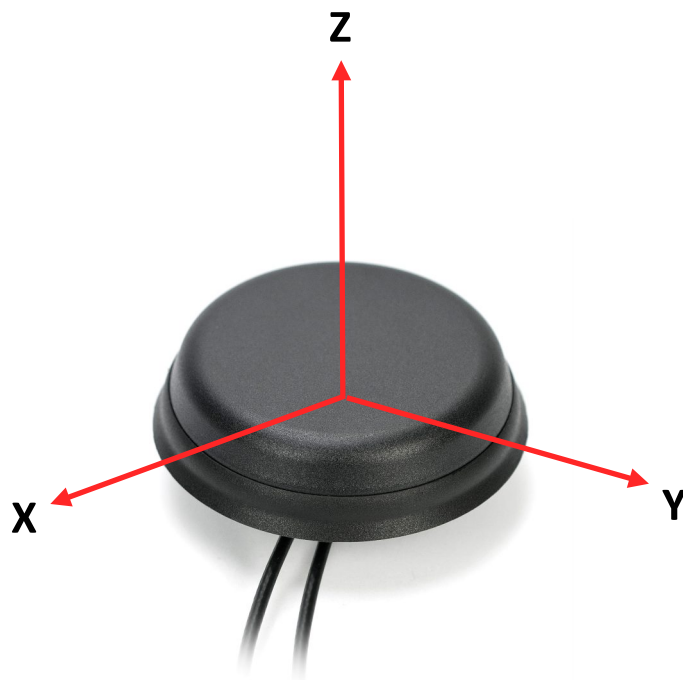
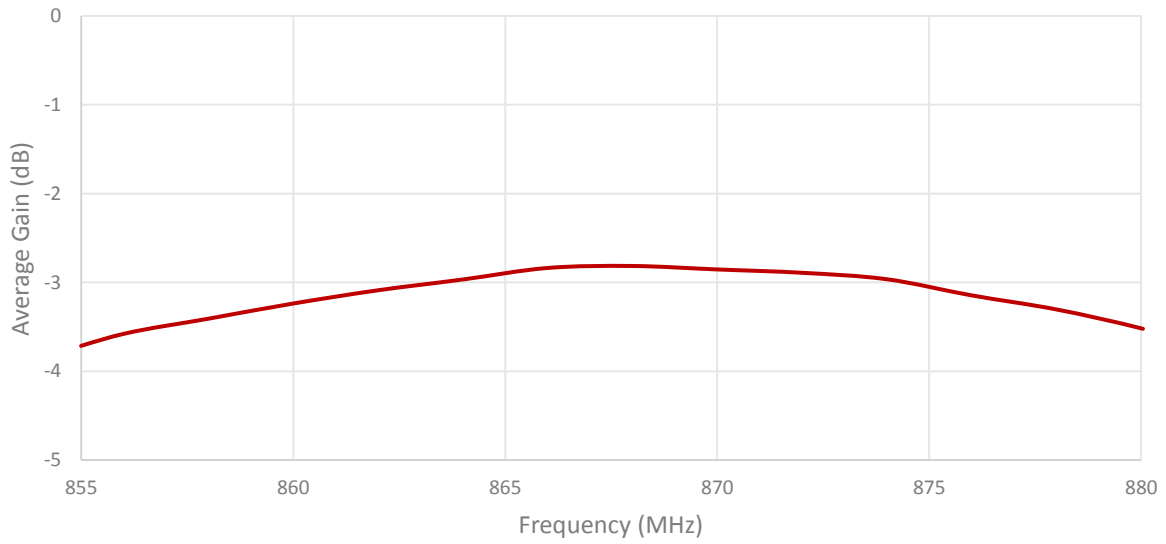
2. Mechanical and environmental specifications

Specifications	2J6639BGF-868
Mounting Type	Screw Mount
Dimensions (mm)	Ø 77.3 × 15
Max. Tighten Torque (Nm)	6 Nm
Radome	ASA
Radome color	Black
Antenna Base	Zamak
Gasket	TPE
Operating Temperature (C)	-40 to +85
Storage Temperature (C)	-40 to +85
Substance Compliance	RoHS
Certificates	IP67, IP69

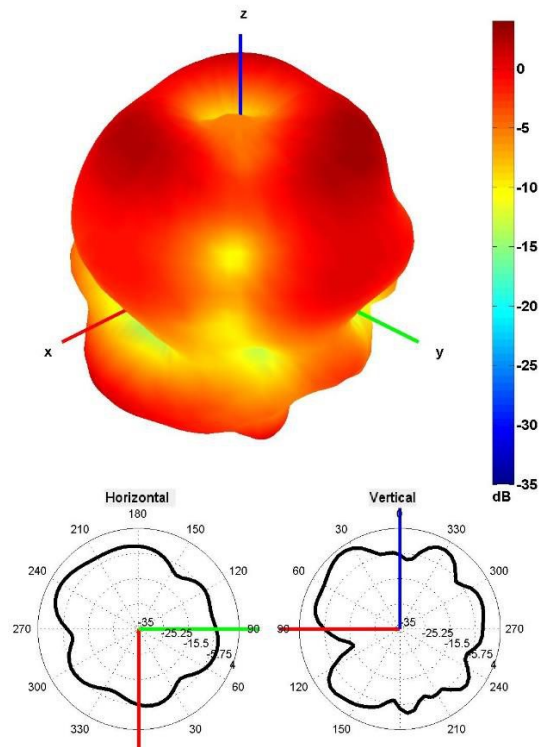
3. Antenna parameters





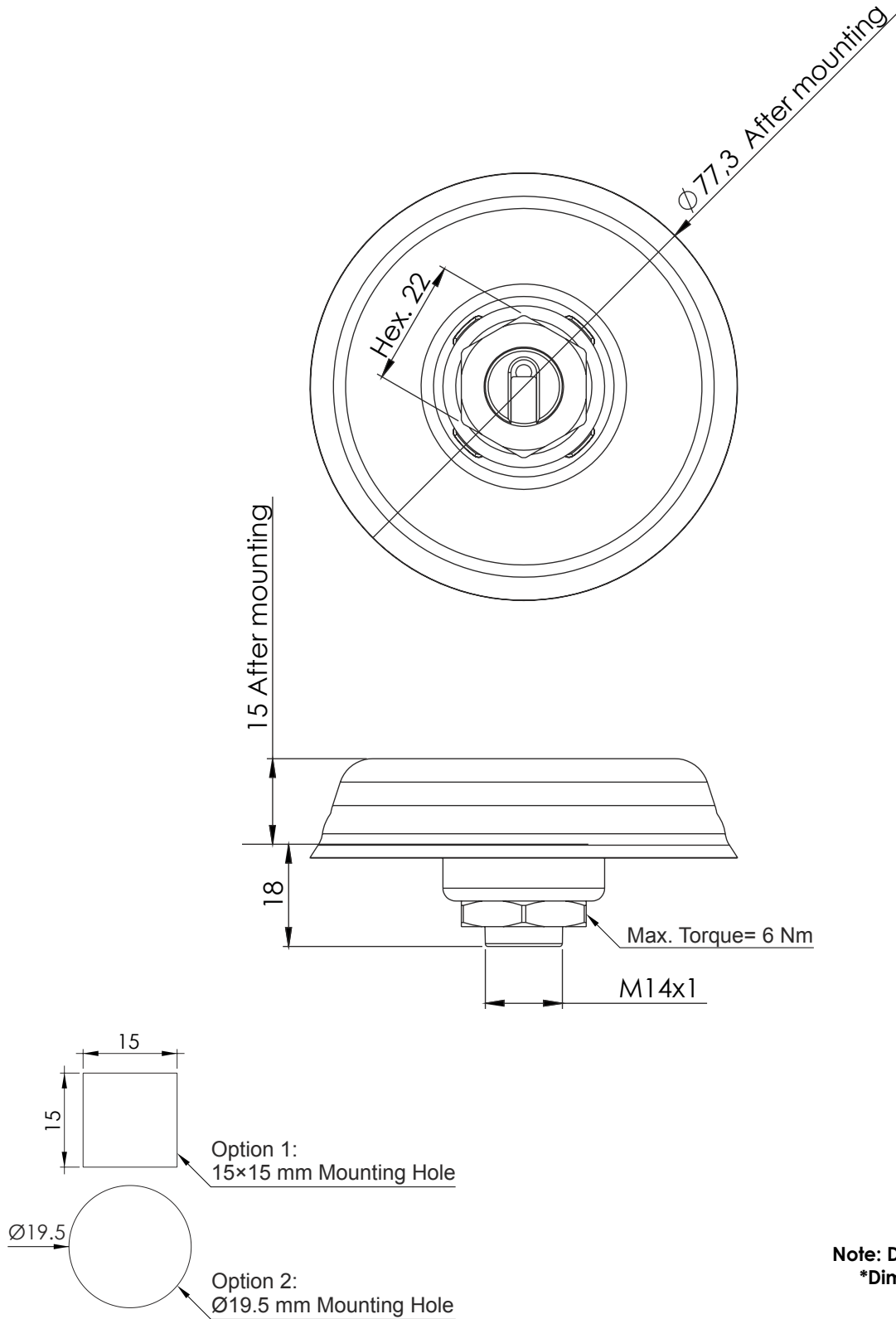


Radiation pattern reference



868 MHz Radiation pattern

4. Antenna drawings



Note: Dimensions are in millimeters
***Dimensions are after mounting**
****Max. Torque= 6 Nm**

5. Antenna Images

