

## 2J6603BGF

2.4/5.0 GHz ISM and GNSS Screw Mount

### Key Features

**Cable 1: 2.4/5.0 GHz ISM**

- 2410-2490 MHz
- 4920-5925 MHz

**Cable 2: GPS/GLONASS/QZSS/Galileo**

- 1575-1606 MHz

Screw Mount

Anti-Rotation Mechanism

Ground Plane Independent

Customizable Cable and Connector

Dimensions 77.3 x 15 mm

Certificates: IP67, IP69



## 1. Antenna and electrical specifications

Cable 1

Parameters	2.4/5.0 GHz ISM Antenna	
<b>Standards</b>	WiFi, BT, ZigBee, ISM	
<b>Band (MHz)</b>	2.4 GHz	5.0 GHz
<b>Frequency (MHz)</b>	2410-2490	4920-5925
<b>Return Loss (dB)</b>	~-10.2	~-10.0
<b>VSWR</b>	~2.0:1	~2.0:1
<b>Efficiency (%)</b>	~35.6	~20.5
<b>Peak Gain (dBi)</b>	~2.9	~0.9
<b>Average Gain (dB)</b>	~-4.6	~-7.2
<b>Impedance (Ohm)</b>	50	
<b>Polarisation</b>	Linear	
<b>Radiation Pattern</b>	Omni-Directional	
<b>Max. Input Power (W)</b>	25	
<b>Connector Type</b>	SMA-Male-RP (Other Connectors Available)	
<b>Cable Length</b>	300 cm (Any Cable Length Available)	
<b>Cable Type</b>	D302 (Other Cables Available)	

Cable 2

Parameters	GPS/GLONASS Antenna	
<b>Standard</b>	GPS/QZSS/Galileo	GLONASS
<b>Band (MHz)</b>	1575	1602
<b>Frequency (MHz)</b>	1575.42	1598-1606
<b>Patch Size (mm)</b>	25 x 25 x 4	
<b>Return Loss (dB)</b>	<=-15.0 dB	
<b>VSWR</b>	<=1.4:1 dB	
<b>Impedance</b>	50	
<b>Radiation Pattern</b>	Hemispherical	
<b>Polarization</b>	RHCP	
<b>Saw Filter</b>	Pre-filter	
<b>Active Gain (dB)</b>	28 @ 2.7 V	
<b>Noise Figure (dB)</b>	1.5 Typ	
<b>Voltage (V)</b>	1.5 - 3.6	
<b>Current (mA)</b>	9 Typ	
<b>Power Consumption (mW)</b>	24.3 Typ	
<b>ESD Protection (kV)</b>	2kV	
<b>Connector Type</b>	SMA-Male Standard (Other Connectors Available)	
<b>Cable Length</b>	300 cm Standard (Any Cable Length Available)	
<b>Cable Type</b>	D100 Standard (Other Cables Available)	

**Antenna Measurement Conditions:**

Mounted on 30 x 30 cm Ground Plane

200 cm D302 Cable

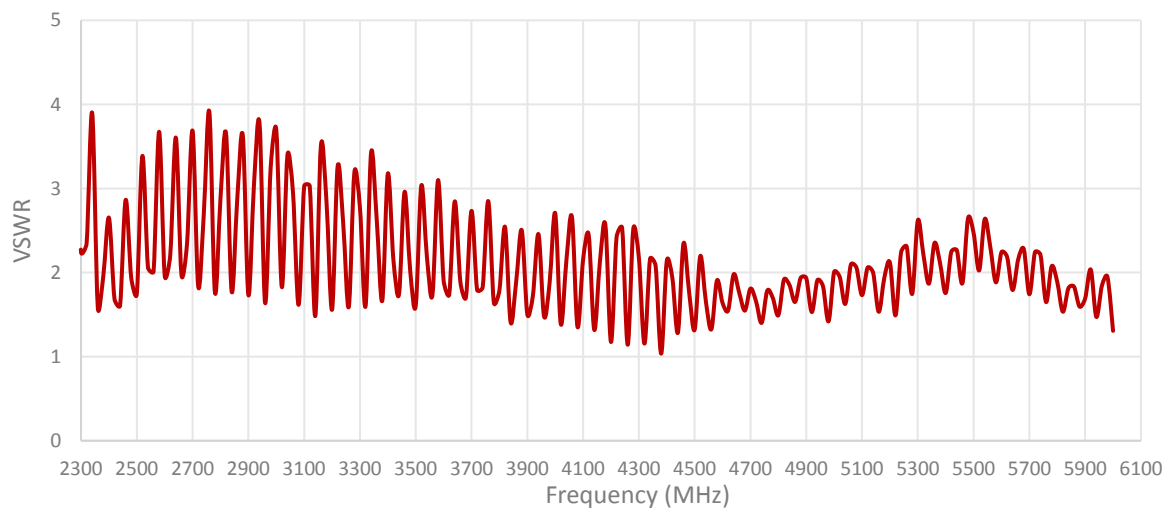
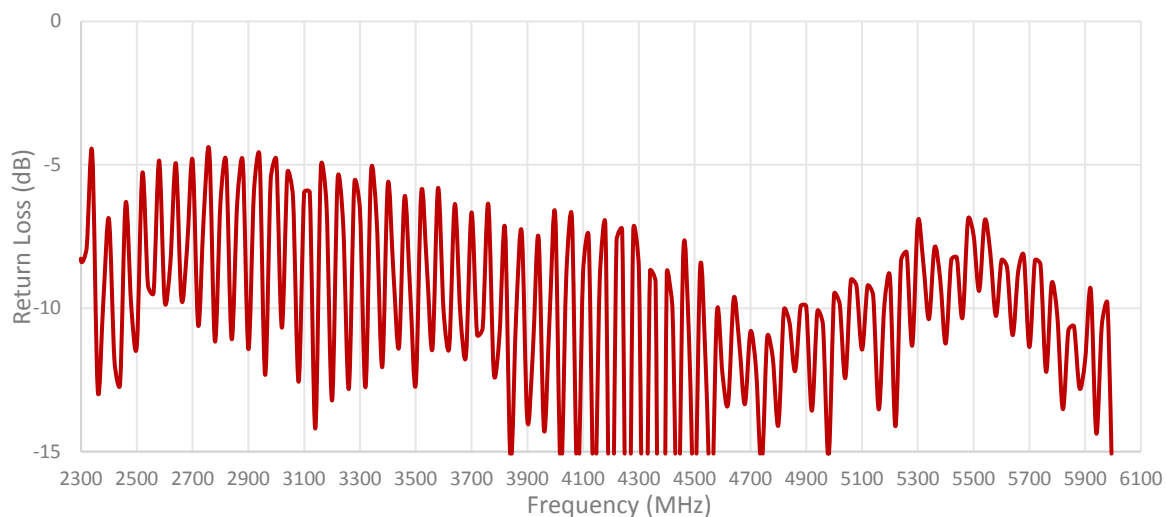
Measured in Certified CTIA 3D Anechoic Chamber

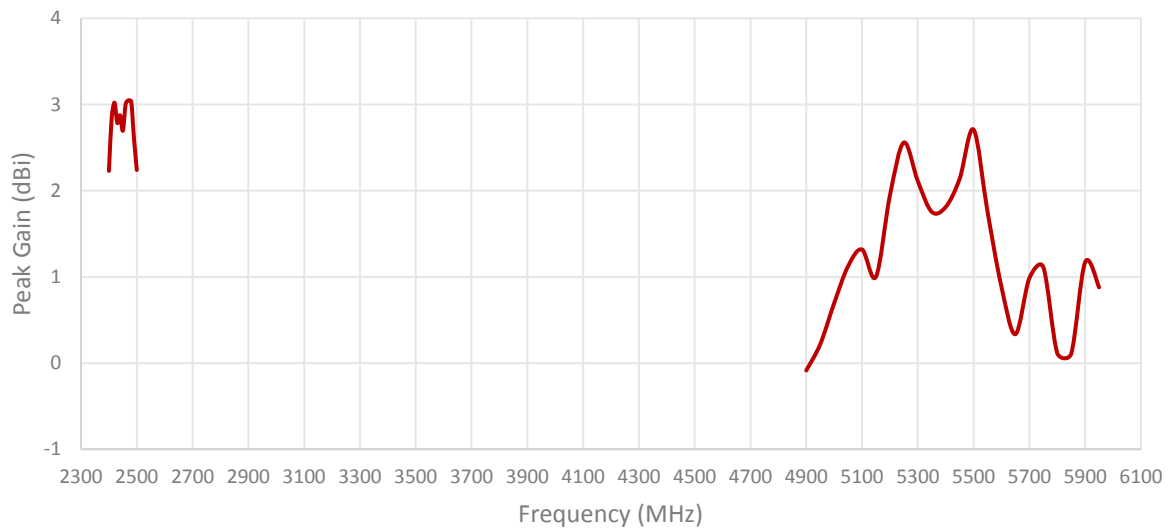
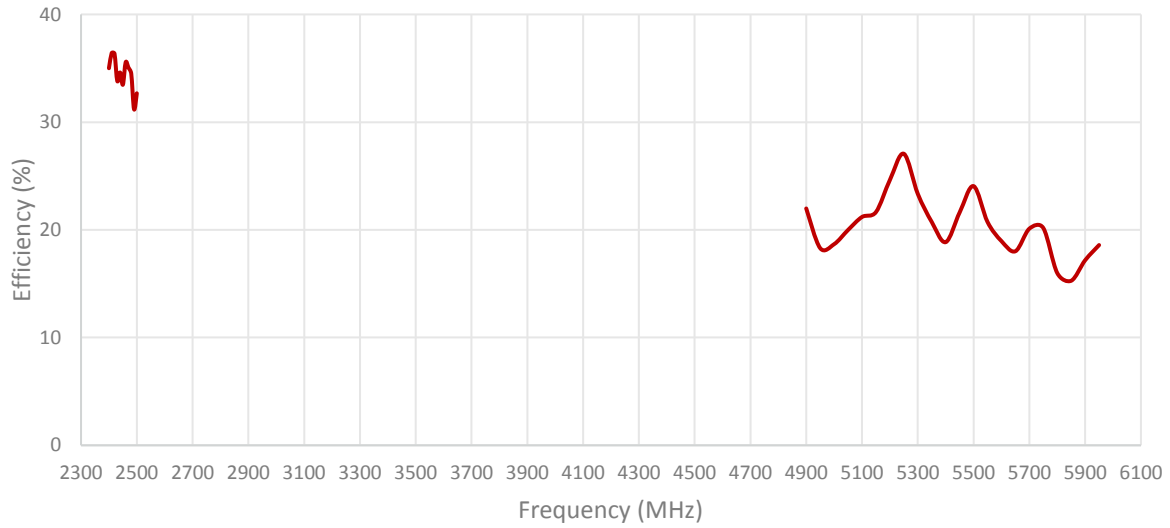
## 2. Mechanical and environmental specifications

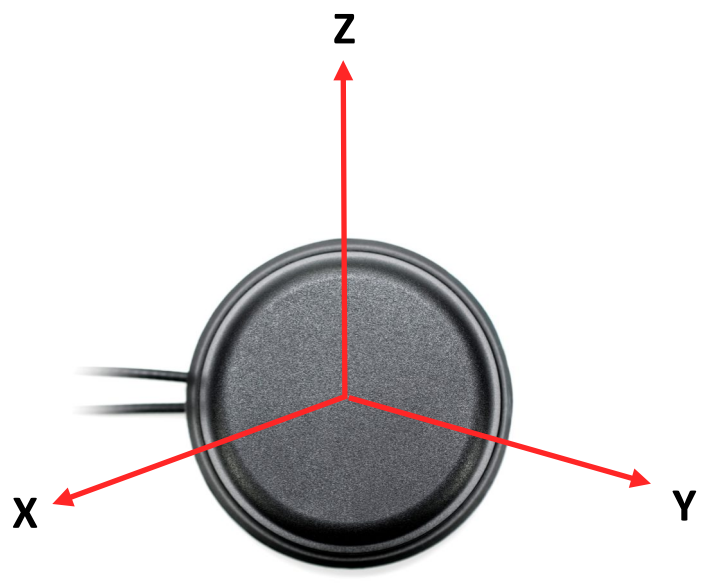
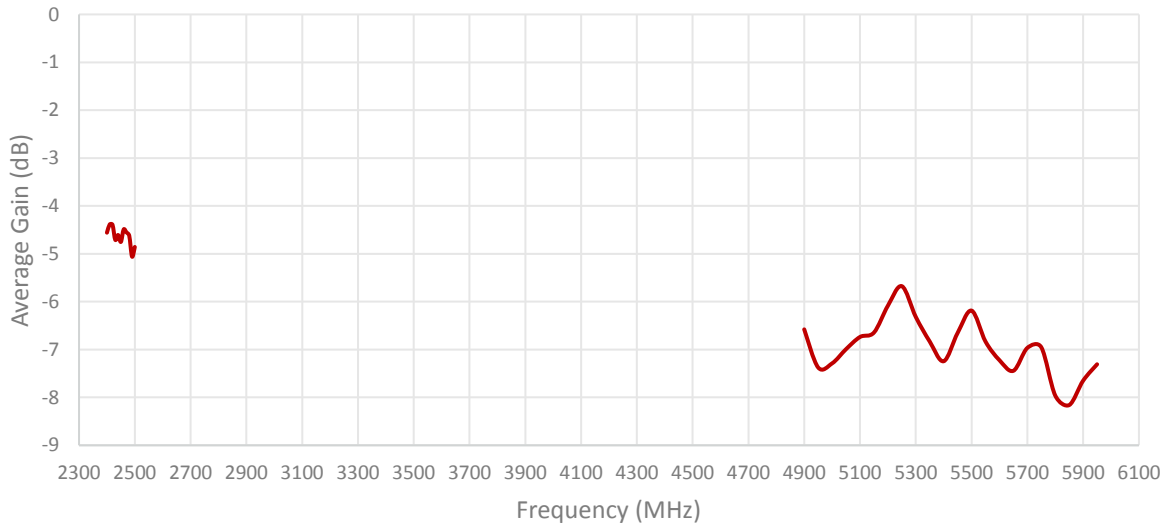
Specifications	2J6603BGF
<b>Mounting Type</b>	Screw Mount
<b>Dimensions (mm)</b>	77.3 x 15
<b>Max. Tighten Torque (Nm)</b>	6 Nm
<b>Radome</b>	ASA
<b>Radome color</b>	Black
<b>Antenna Base</b>	Zamak
<b>Gasket</b>	TPE
<b>Operating Temperature (C)</b>	-40 to +85
<b>Storage Temperature (C)</b>	-40 to +85
<b>Substance Compliance</b>	RoHS
<b>Certificates</b>	IP67, IP69

### 3. Antenna parameters

**Table 1: 2.4/5.0 GHz ISM**

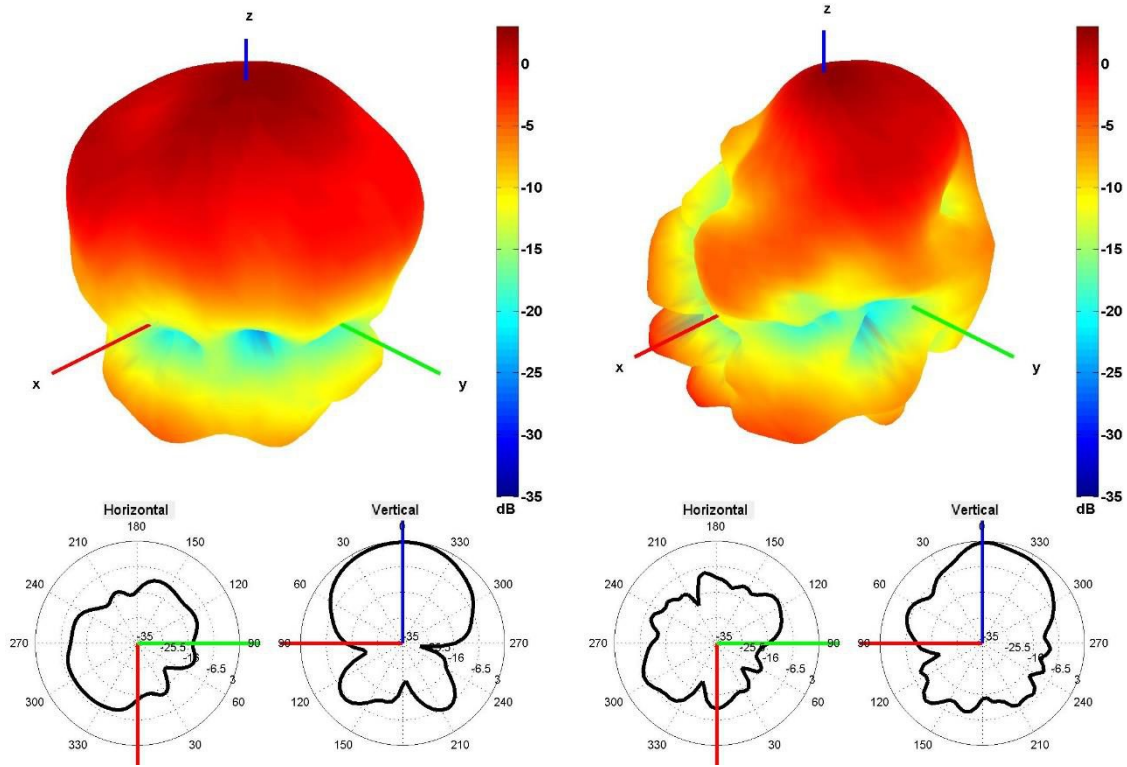






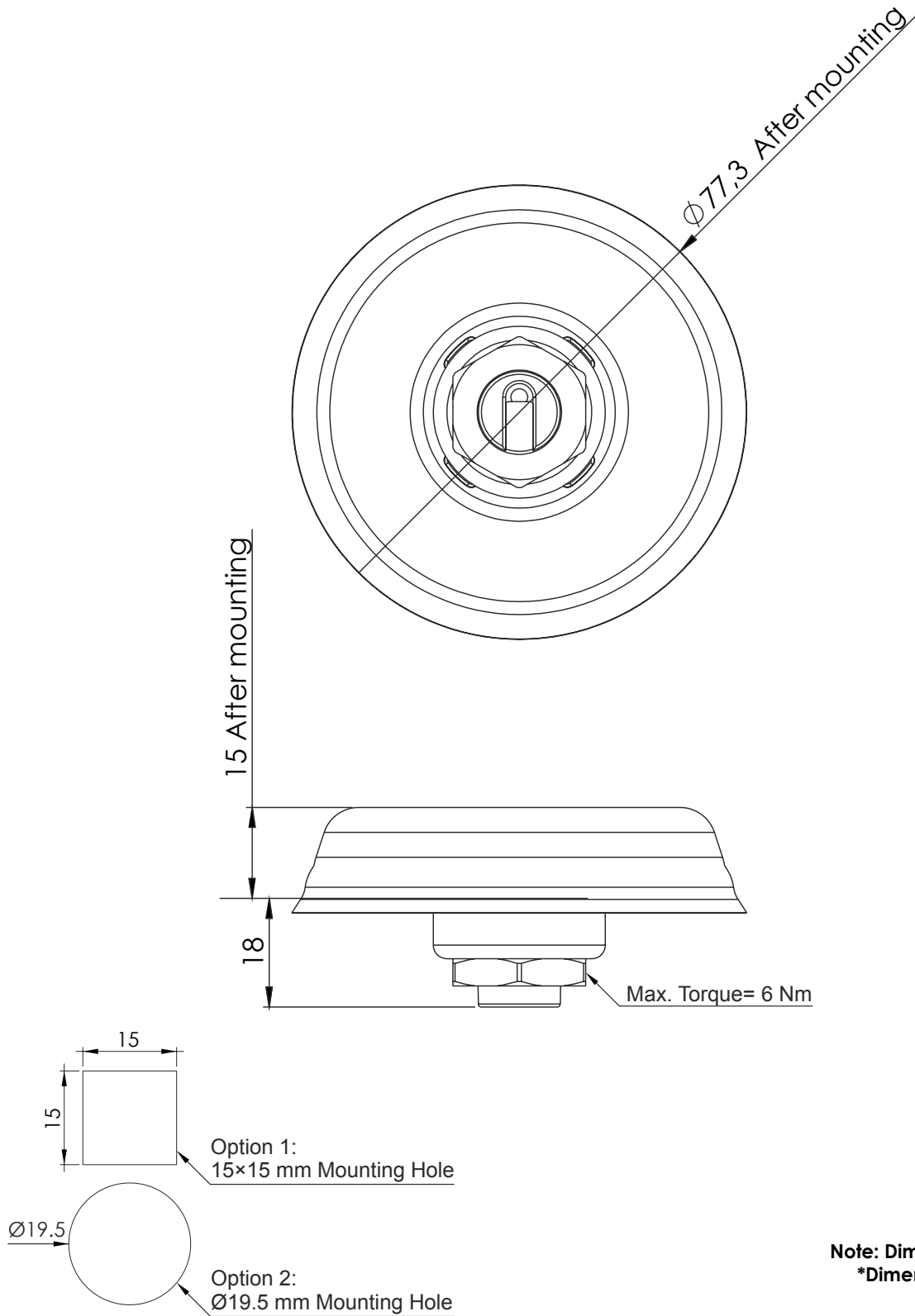
Radiation pattern reference

Cable 2: 2.4/5.0 GHz ISM



2450 and 5500 MHz Radiation pattern

## 4. Antenna drawings



**Note: Dimensions are in millimeters**  
**\*Dimensions are after mounting**  
**\*\*Max. Torque= 6 Nm**



## 5. Antenna Images

