

2J4802P

2.4/5.0/6.0 GHz ISM Adhesive Mount

Key Features

Cable 1: 2.4/5.0/6.0 GHz ISM

- 2410-2490 MHz
- 4920-7125 MHz

Adhesive Mount

Ground Plane Independent

Customizable Cable and Connector

Dimensions 83 x 35 x 13.3 mm

Certificates: IP67, IP69



1. Antenna and electrical specifications

Cable 1

Parameters	2.4/5.0 GHz ISM Antenna		
Standards	WiFi, BT, ZigBee, ISM		
Band (MHz)	2.4 GHz	5.0 GHz	6.0 GHz
Frequency (MHz)	2410-2490	4920-5925	5925-7125
Return Loss (dB)	~-8.6	~-16.9	~-13.3
VSWR	~2.3:1	~1.5:1	~1.7:1
Efficiency (%)	~42.4	~25.0	~25.0
Peak Gain (dBi)	~-3.5	~-1.7	~-1.5
Average Gain (dB)	~-3.7	~-6.1	~-6.0
Impedance (Ohm)	50		
Polarisation	Linear		
Radiation Pattern	Omni-Directional		
Max. Input Power (W)	25		
Connector Type	RP-SMA-Male Standard (Other Connectors Available)		
Cable Length	300 cm Standard (Any Cable Length Available)		
Cable Type	LL100 Standard (Other Cables Available)		

Antenna Measurement Conditions:

Mounted on 30 x 30 x 0.25 cm ABS Plate

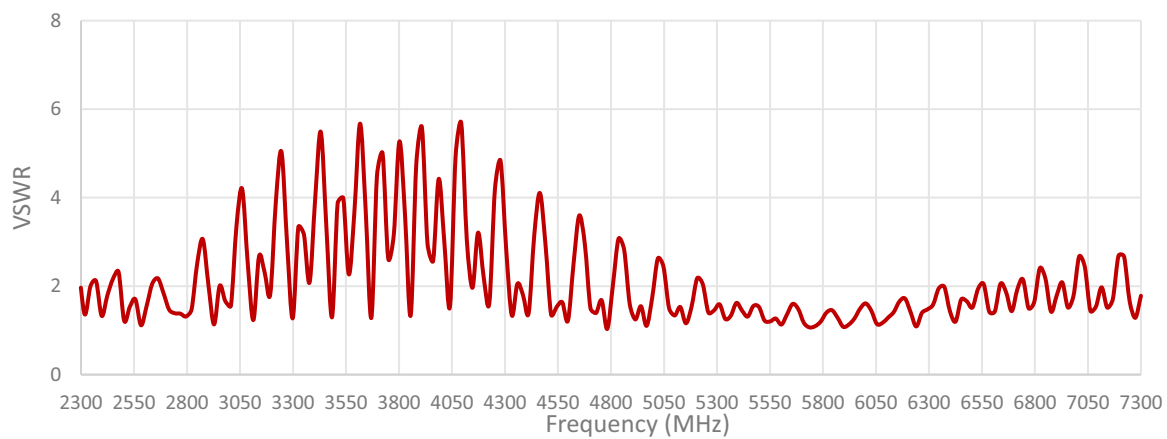
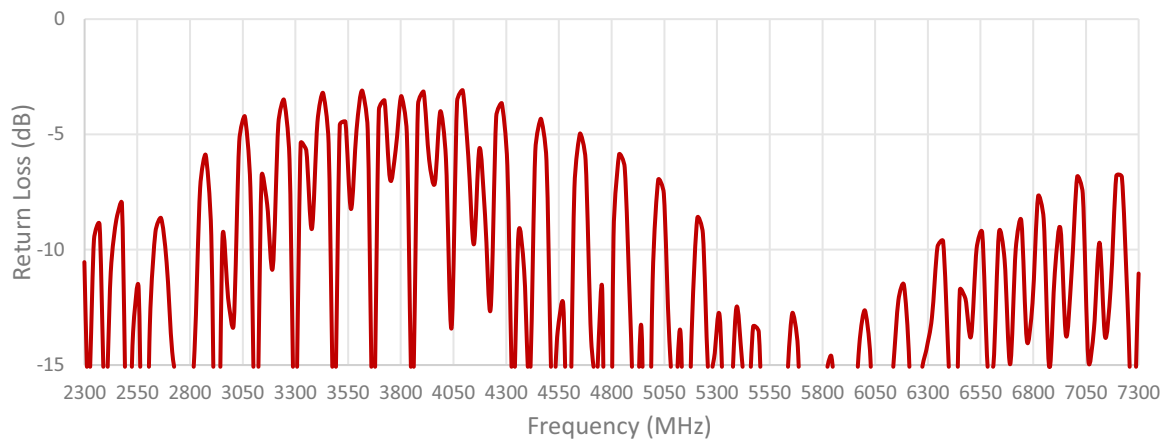
100 cm of Cable LL100

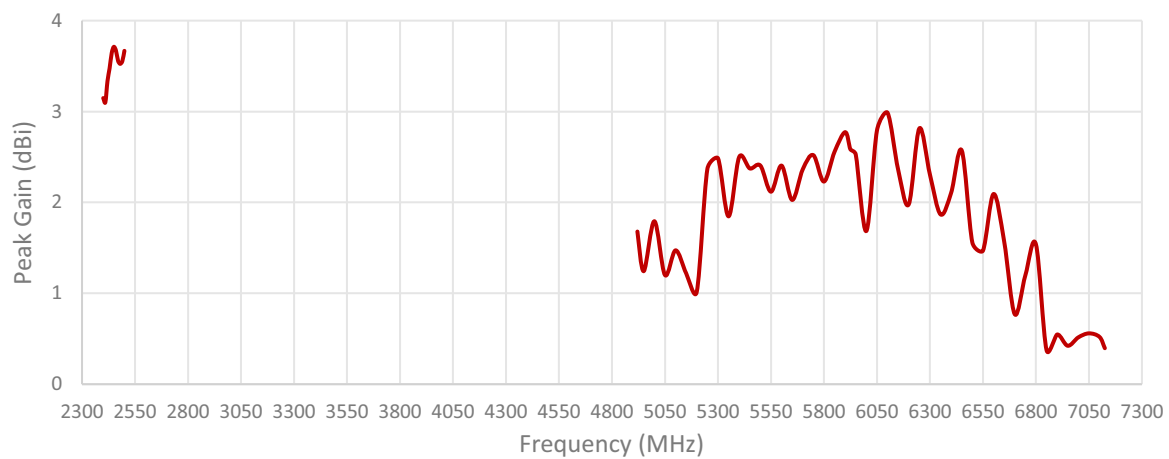
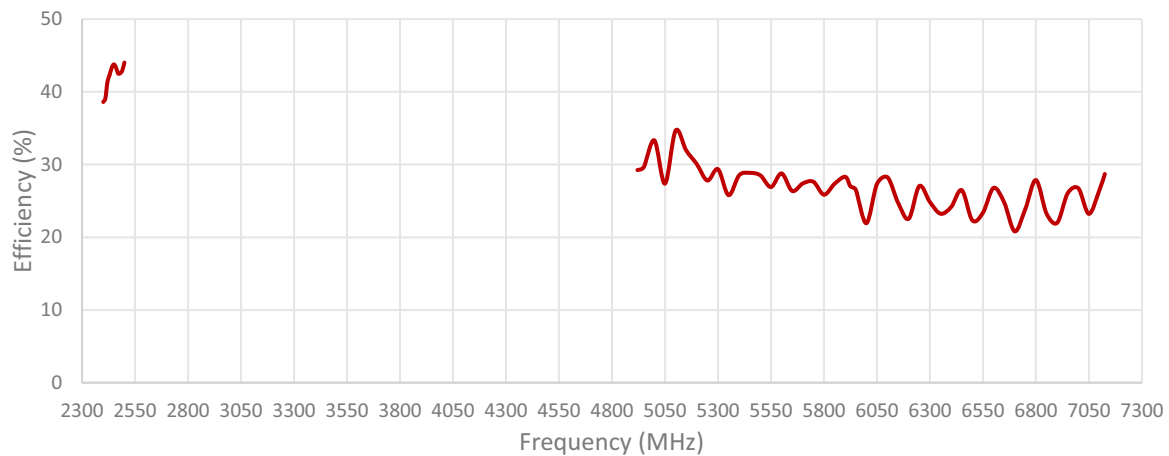
Measured in Certified CTIA 3D Anechoic Chamber


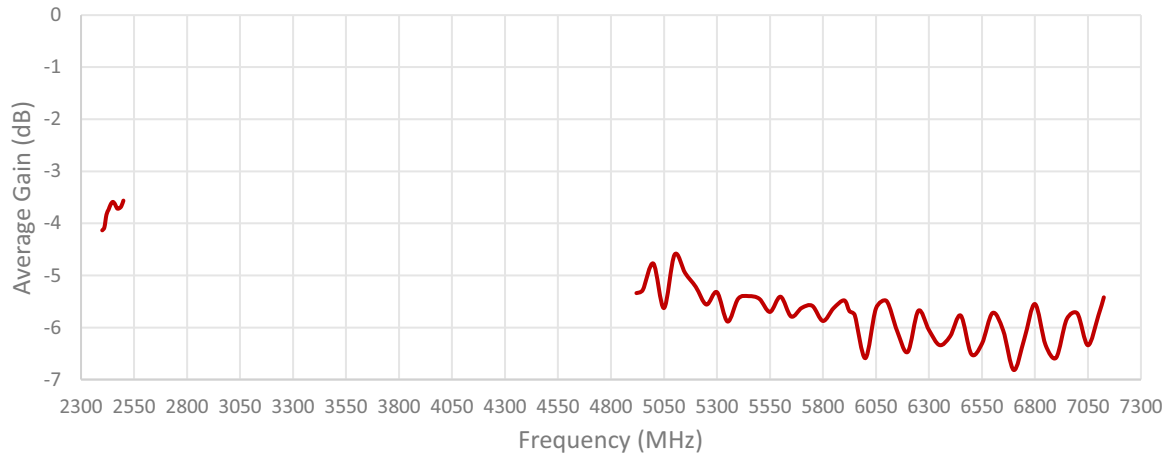
2. Mechanical and environmental specifications

Specifications	2J4802P
Mounting Type	Adhesive Mount
Dimensions (mm)	83 x 35 x 13.3
Radome	ABS
Radome color	Black
Operating Temperature (C)	-40 to +85
Storage Temperature (C)	-40 to +85
Substance Compliance	RoHS
Certificates	IP67, IP69

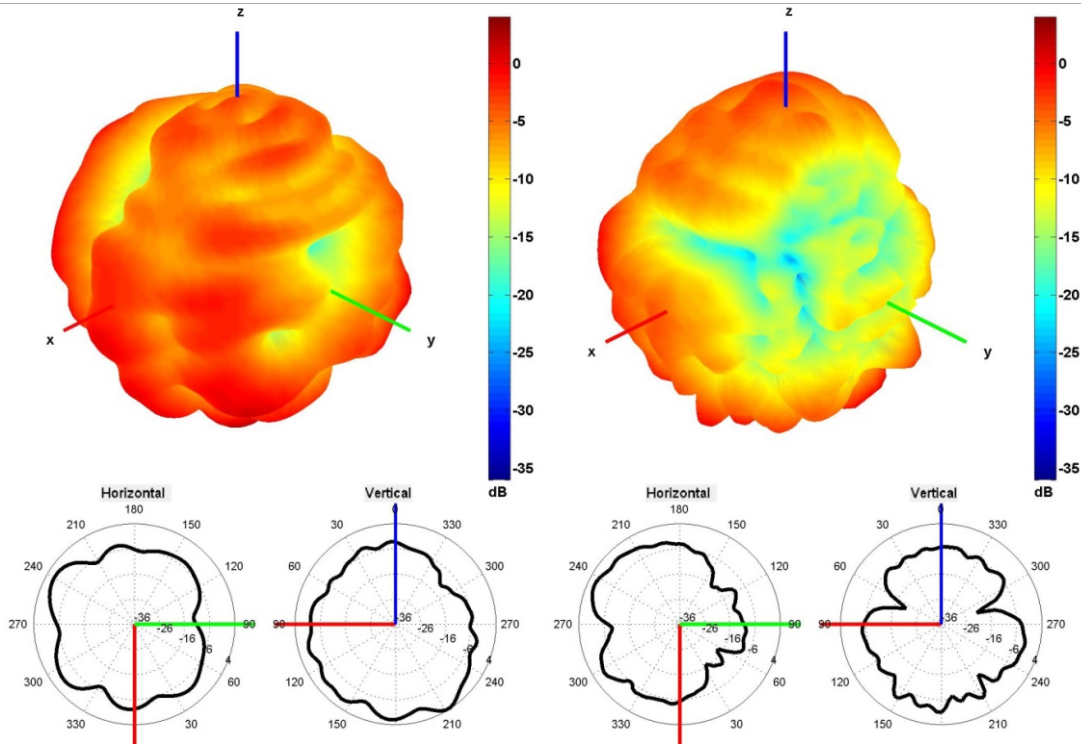
3. Antenna parameters



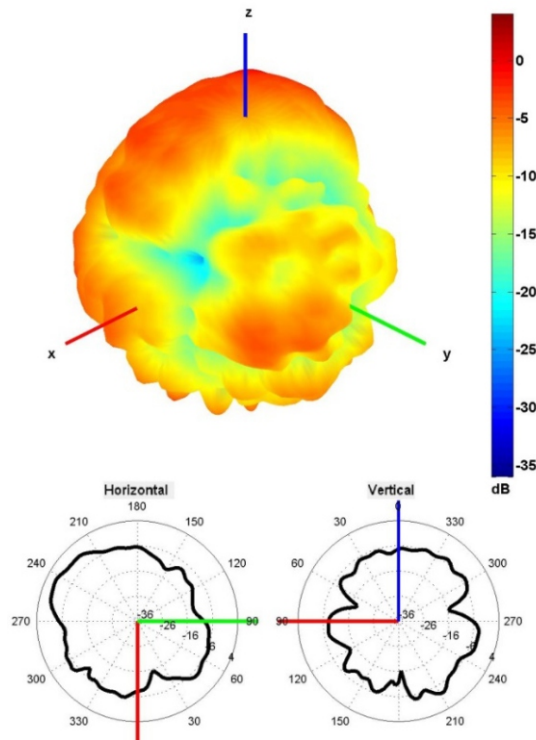




Radiation pattern reference

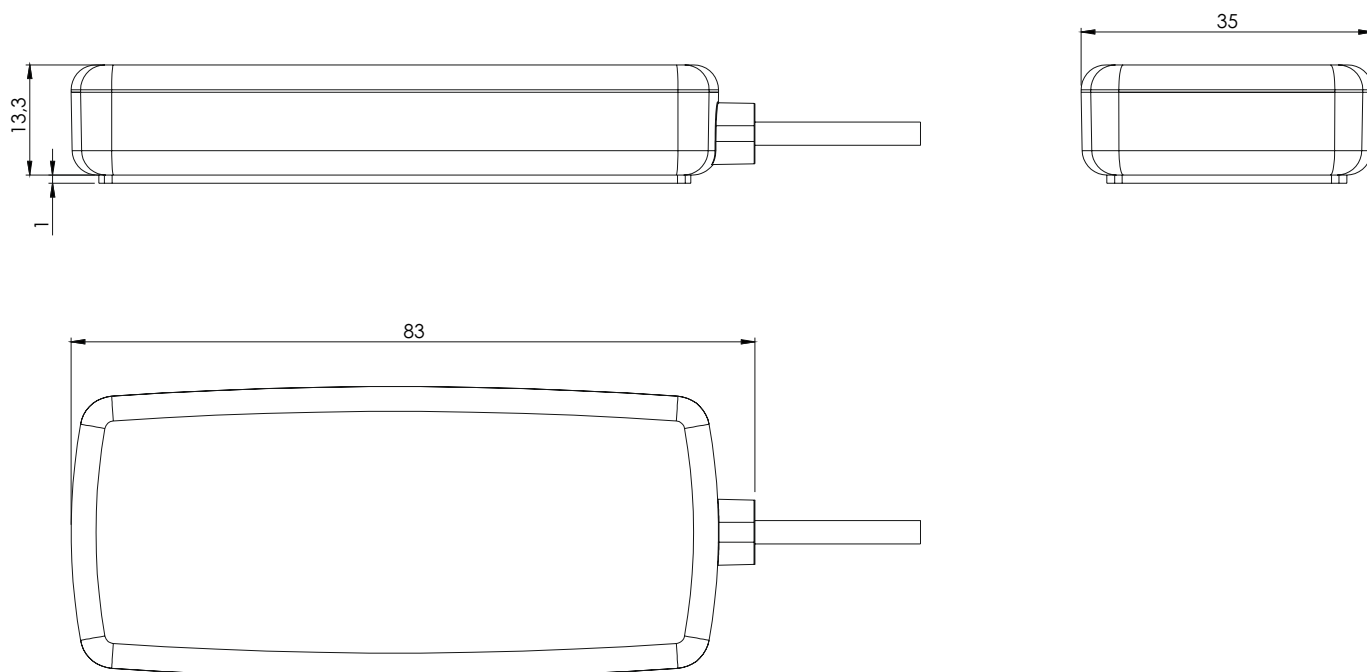


2450 and 5500 MHz Radiation pattern



6500 MHz Radiation pattern

4. Antenna drawings



5. Antenna Images

